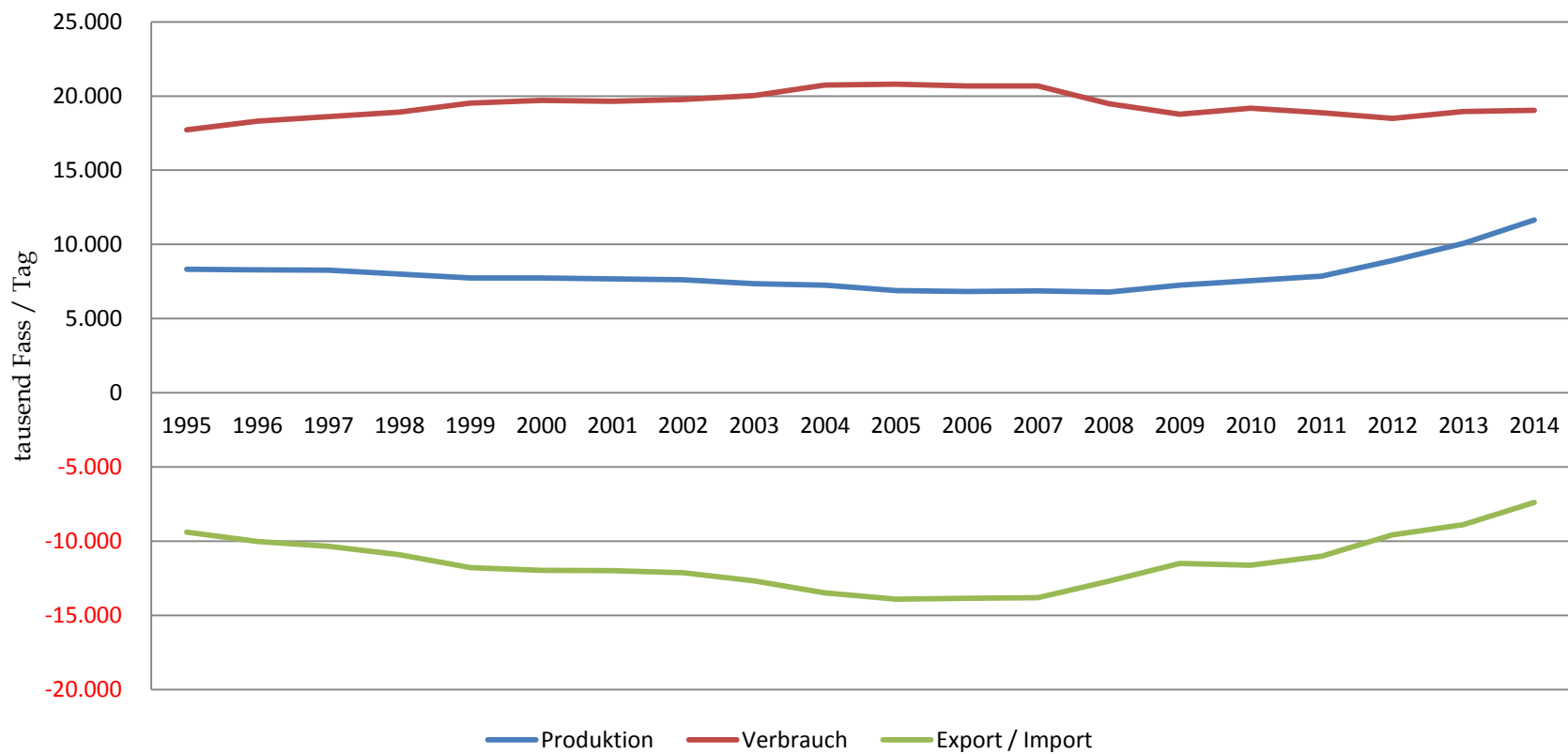


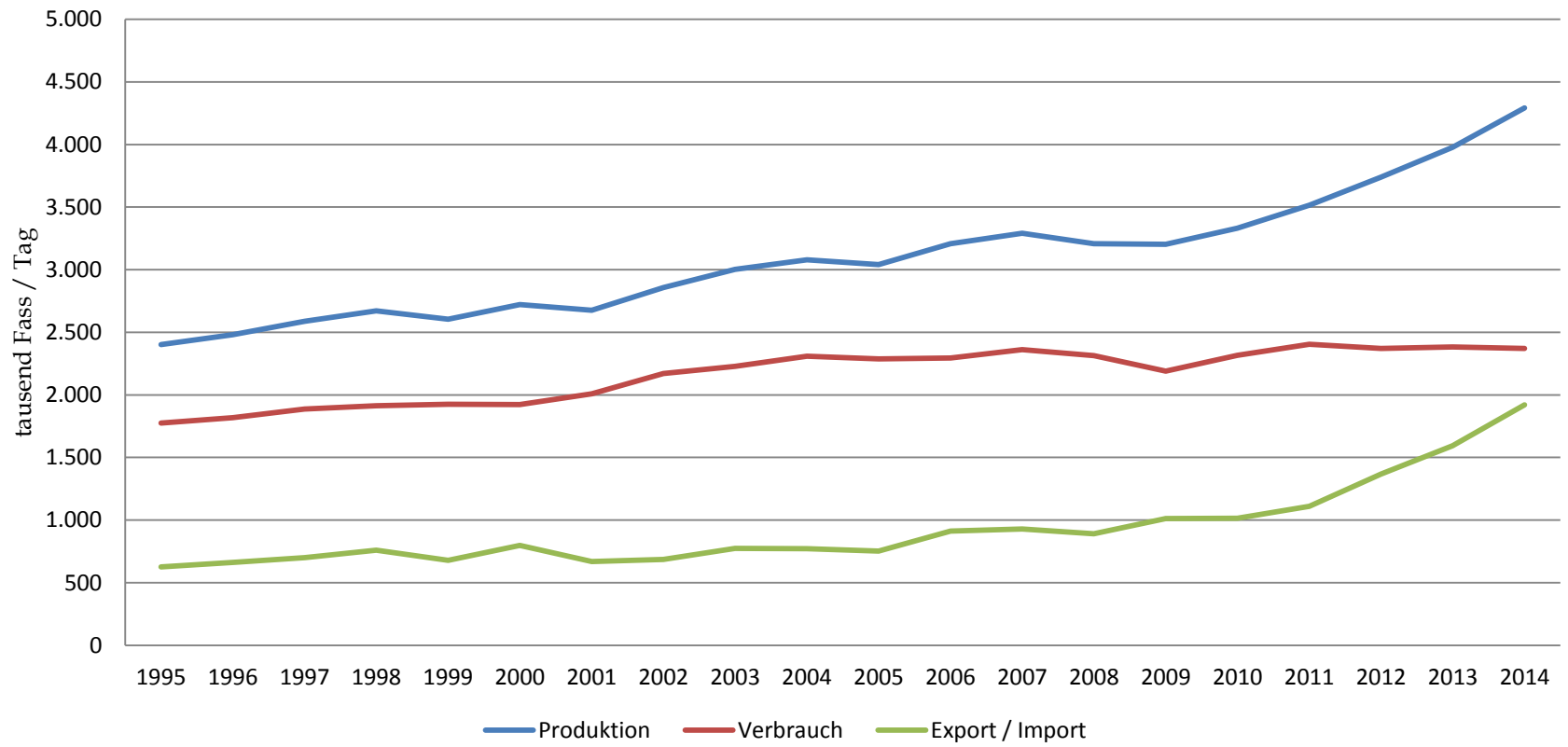
USA	1995	1996	1997	1998	1999	2000	2001	2002	2003	2004	2005	2006	2007	2008	2009	2010	2011	2012	2013	2014
Produktion	8.322	8.295	8.269	8.011	7.731	7.733	7.669	7.626	7.362	7.250	6.897	6.827	6.860	6.784	7.260	7.556	7.861	8.904	10.069	11.644
Verbrauch	17.725	18.309	18.621	18.917	19.519	19.701	19.649	19.761	20.033	20.732	20.802	20.687	20.680	19.490	18.771	19.180	18.882	18.490	18.961	19.035
Export / Import	-9.403	-10.014	-10.352	-10.906	-11.788	-11.968	-11.980	-12.135	-12.671	-13.482	-13.905	-13.860	-13.820	-12.706	-11.511	-11.624	-11.021	-9.586	-8.892	-7.391

## USA Ölprod., -verbrauch und Export/ Import



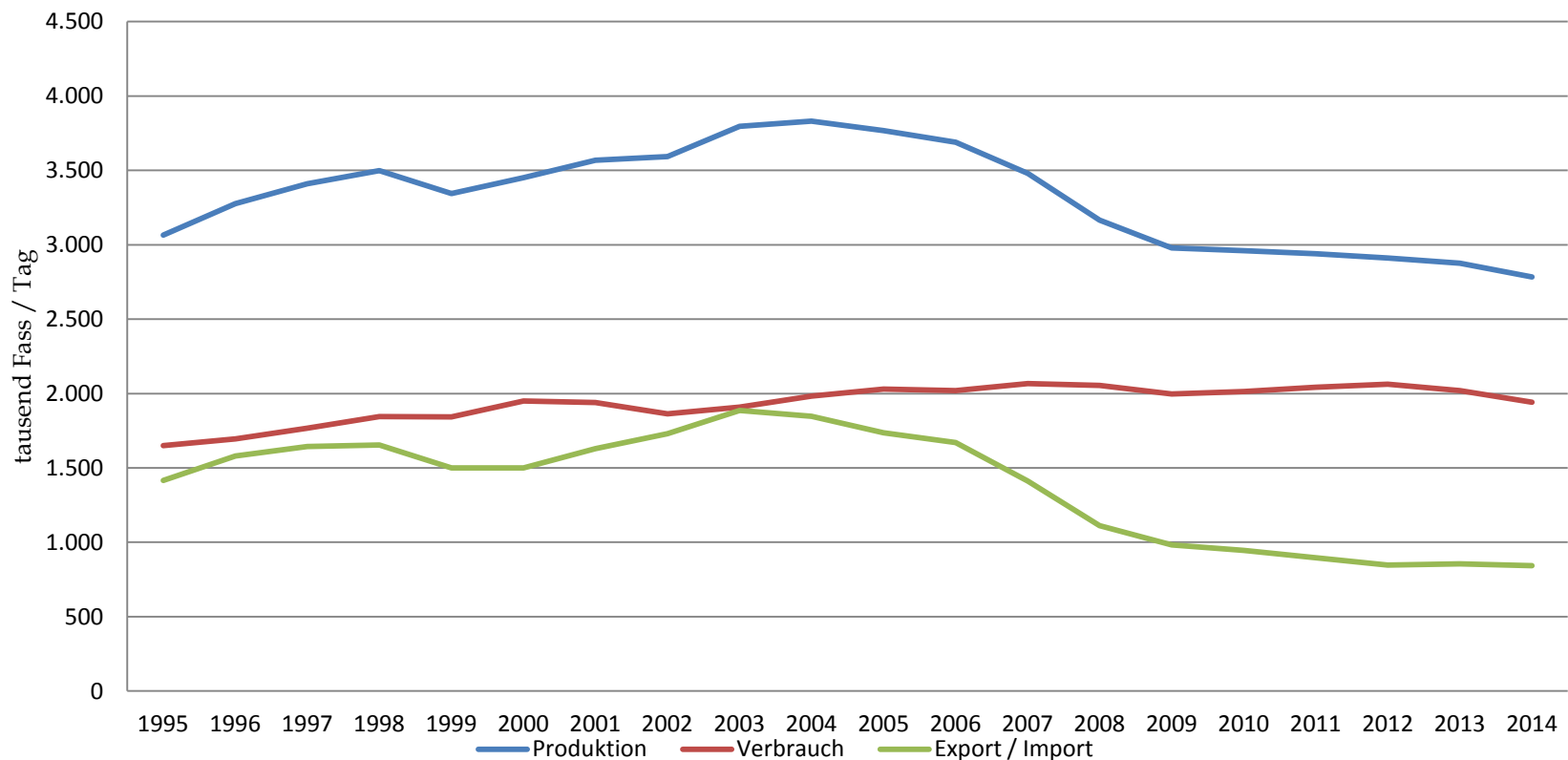
Kanada	1995	1996	1997	1998	1999	2000	2001	2002	2003	2004	2005	2006	2007	2008	2009	2010	2011	2012	2013	2014
Produktion	2.402	2.480	2.588	2.672	2.604	2.721	2.677	2.858	3.003	3.080	3.041	3.208	3.290	3.207	3.202	3.332	3.515	3.740	3.977	4.292
Verbrauch	1.776	1.818	1.888	1.913	1.926	1.922	2.008	2.172	2.228	2.309	2.288	2.295	2.361	2.315	2.190	2.316	2.404	2.372	2.383	2.371
Export / Import	626	662	700	759	678	799	669	686	775	771	753	913	929	892	1.012	1.016	1.111	1.368	1.594	1.921

## Kanada Ölprod., -verbrauch und Export/ Import



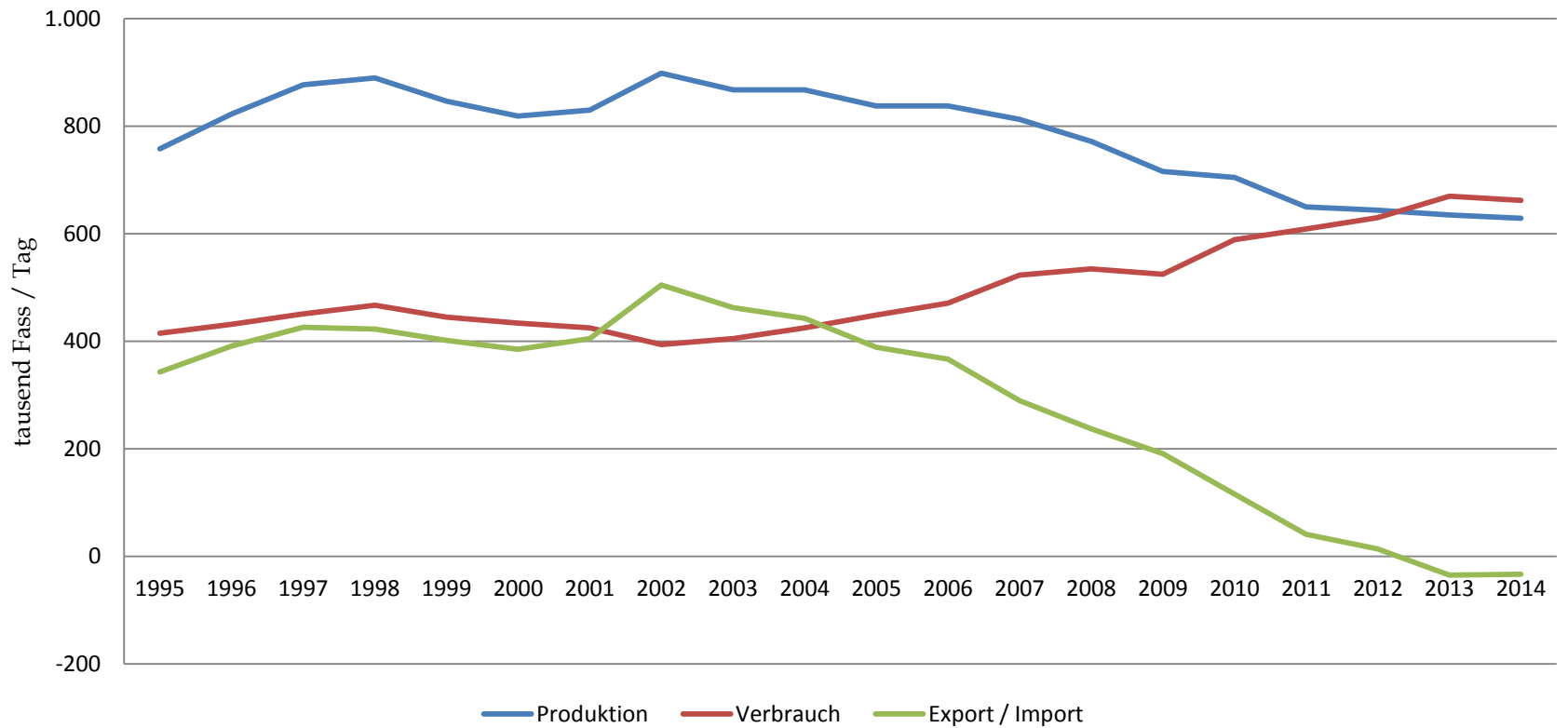
Mexiko	1995	1996	1997	1998	1999	2000	2001	2002	2003	2004	2005	2006	2007	2008	2009	2010	2011	2012	2013	2014
Produktion	3.065	3.277	3.410	3.499	3.343	3.450	3.568	3.593	3.795	3.830	3.766	3.689	3.479	3.165	2.978	2.959	2.940	2.911	2.875	2.784
Verbrauch	1.650	1.696	1.767	1.844	1.842	1.950	1.939	1.864	1.909	1.983	2.030	2.019	2.067	2.054	1.996	2.014	2.043	2.063	2.020	1.941
Export / Import	1.415	1.581	1.643	1.655	1.501	1.500	1.629	1.729	1.886	1.847	1.736	1.670	1.412	1.111	982	945	897	848	855	843

## Mexiko Ölprod., -verbrauch und Export/ Import



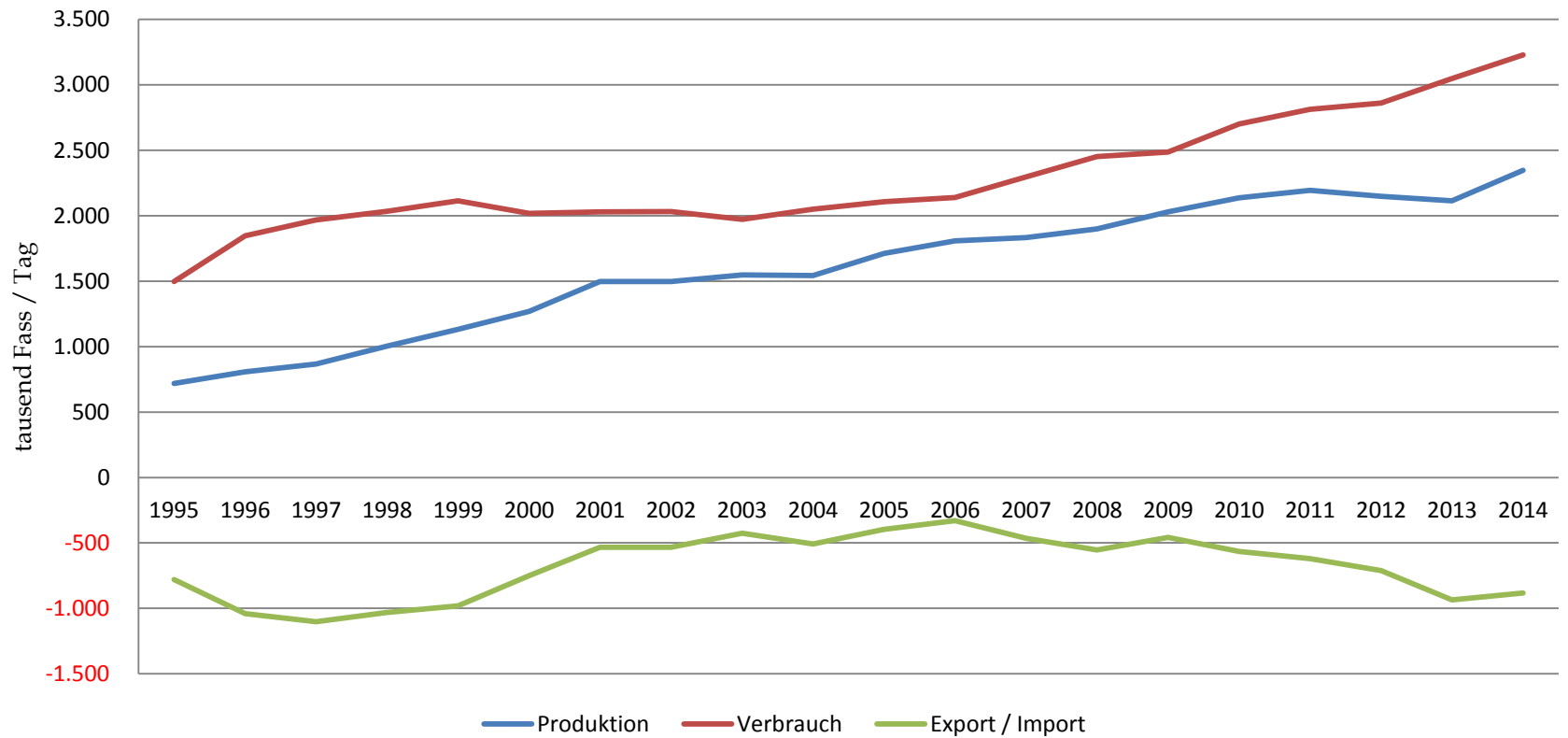
Argentinien	1995	1996	1997	1998	1999	2000	2001	2002	2003	2004	2005	2006	2007	2008	2009	2010	2011	2012	2013	2014
Produktion	758	823	877	890	847	819	830	899	868	868	838	838	813	772	716	705	650	644	635	629
Verbrauch	415	432	451	467	445	434	425	394	405	425	449	471	523	535	525	589	609	630	670	662
Export / Import	343	391	426	423	402	385	405	505	463	443	389	367	290	237	191	116	41	14	-35	-33

## Argentinien Ölprod., -verbrauch und Export/ Import



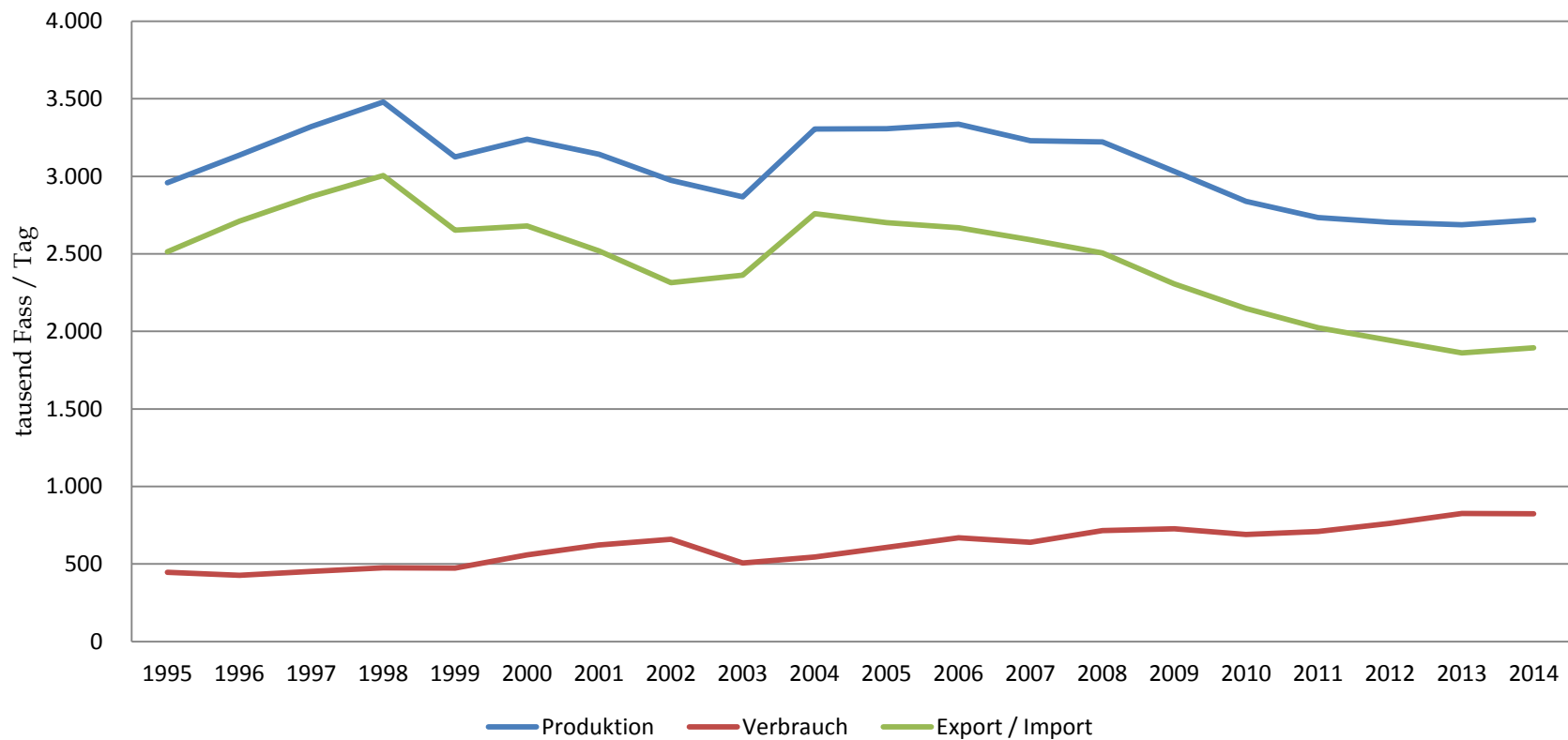
Brasilien	1995	1996	1997	1998	1999	2000	2001	2002	2003	2004	2005	2006	2007	2008	2009	2010	2011	2012	2013	2014
Produktion	718	807	866	1.003	1.133	1.268	1.497	1.497	1.548	1.543	1.713	1.809	1.833	1.899	2.029	2.137	2.193	2.149	2.114	2.346
Verbrauch	1.498	1.847	1.968	2.034	2.114	2.018	2.030	2.031	1.973	2.050	2.108	2.139	2.297	2.452	2.486	2.701	2.813	2.860	3.048	3.229
Export / Import	-780	-1.040	-1.102	-1.031	-981	-750	-533	-534	-425	-507	-395	-330	-464	-553	-457	-564	-620	-711	-934	-883

## Brasilien Ölprod., -verbrauch und Export/ Import



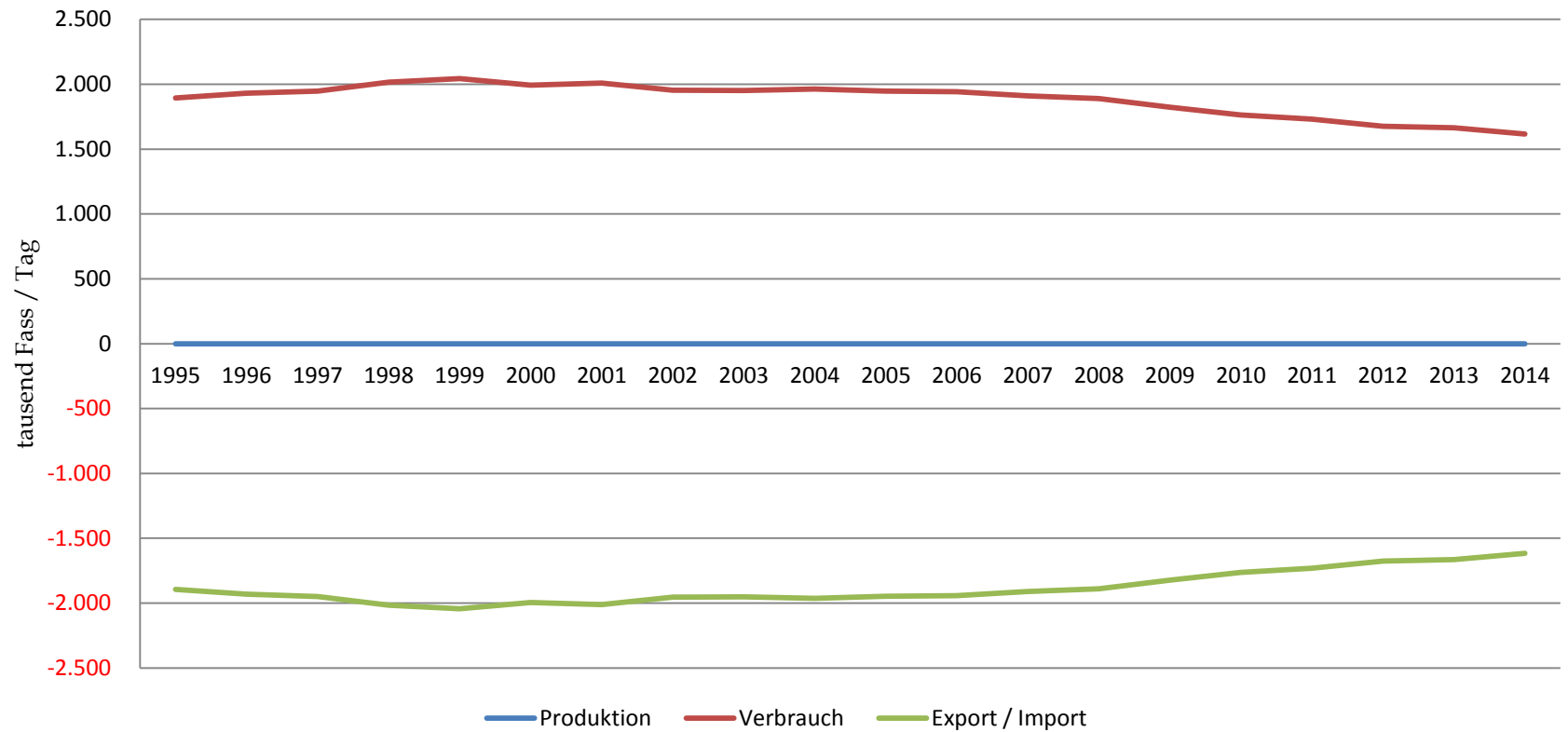
Venezuela	1995	1996	1997	1998	1999	2000	2001	2002	2003	2004	2005	2006	2007	2008	2009	2010	2011	2012	2013	2014
Produktion	2.959	3.137	3.321	3.480	3.126	3.239	3.142	2.974	2.868	3.305	3.308	3.336	3.230	3.222	3.033	2.838	2.734	2.704	2.687	2.719
Verbrauch	446	426	452	475	474	559	622	660	506	545	606	668	640	716	727	690	710	761	825	824
Export / Import	2.513	2.711	2.869	3.005	2.652	2.680	2.520	2.314	2.362	2.760	2.702	2.668	2.590	2.506	2.306	2.148	2.024	1.943	1.862	1.895

## Venezuela Ölprod., -verbrauch und Export/ Import



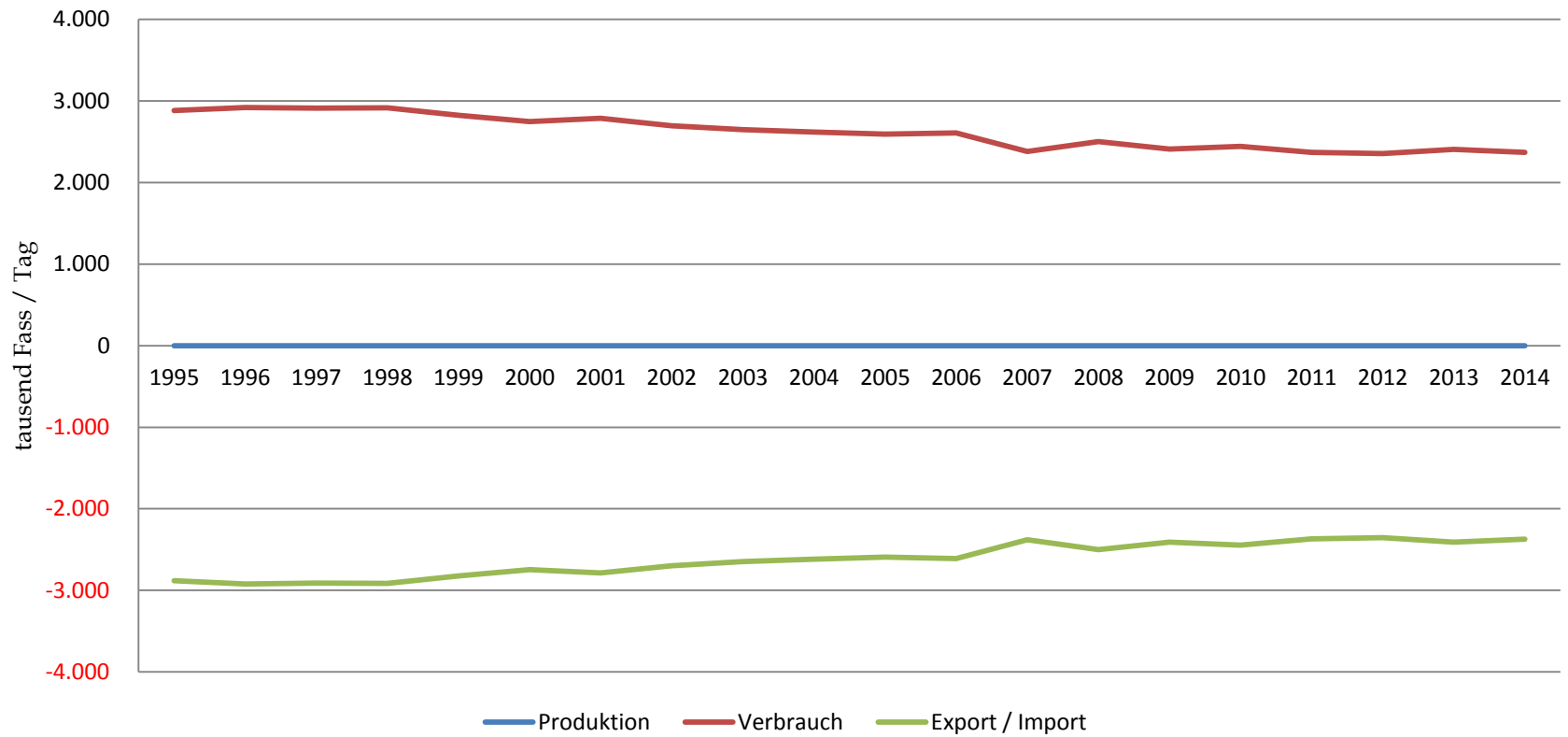
Frankreich	1995	1996	1997	1998	1999	2000	2001	2002	2003	2004	2005	2006	2007	2008	2009	2010	2011	2012	2013	2014
Produktion	0	0	0	0	0	0	0	0	0	0	0	0	0	0	0	0	0	0	0	0
Verbrauch	1.893	1.930	1.948	2.016	2.044	1.994	2.010	1.953	1.952	1.963	1.946	1.942	1.911	1.889	1.822	1.763	1.730	1.676	1.664	1.615
Export / Import	-1.893	-1.930	-1.948	-2.016	-2.044	-1.994	-2.010	-1.953	-1.952	-1.963	-1.946	-1.942	-1.911	-1.889	-1.822	-1.763	-1.730	-1.676	-1.664	-1.615

## Frankreich Ölprod., -verbrauch und Export/ Import



Deutschland	1995	1996	1997	1998	1999	2000	2001	2002	2003	2004	2005	2006	2007	2008	2009	2010	2011	2012	2013	2014
Produktion	0	0	0	0	0	0	0	0	0	0	0	0	0	0	0	0	0	0	0	0
Verbrauch	2.882	2.921	2.913	2.915	2.824	2.746	2.787	2.697	2.648	2.619	2.592	2.609	2.380	2.502	2.409	2.445	2.369	2.356	2.408	2.371
Export / Import	-2.882	-2.921	-2.913	-2.915	-2.824	-2.746	-2.787	-2.697	-2.648	-2.619	-2.592	-2.609	-2.380	-2.502	-2.409	-2.445	-2.369	-2.356	-2.408	-2.371

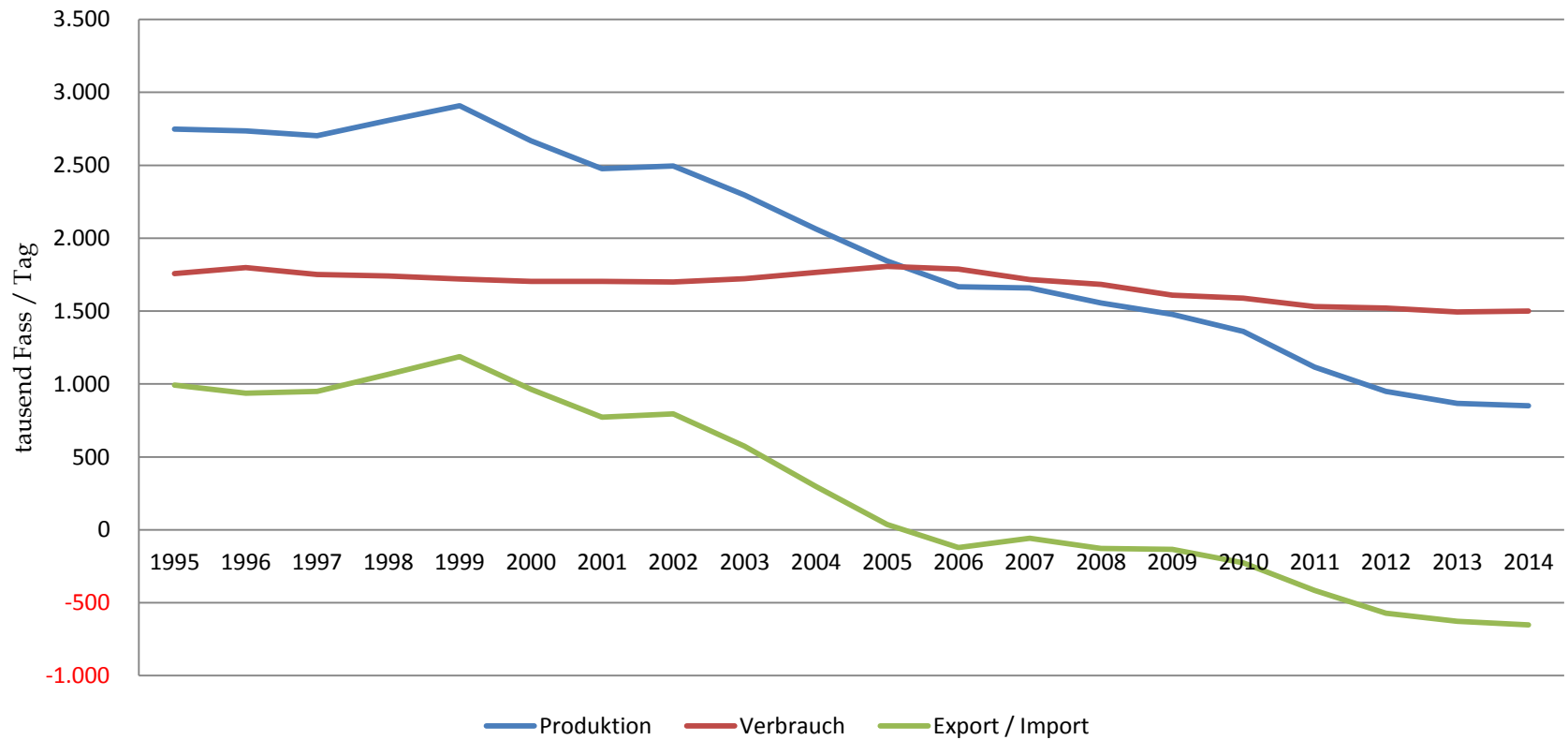
## Deutschland Ölprod., -verbrauch und Export/ Import





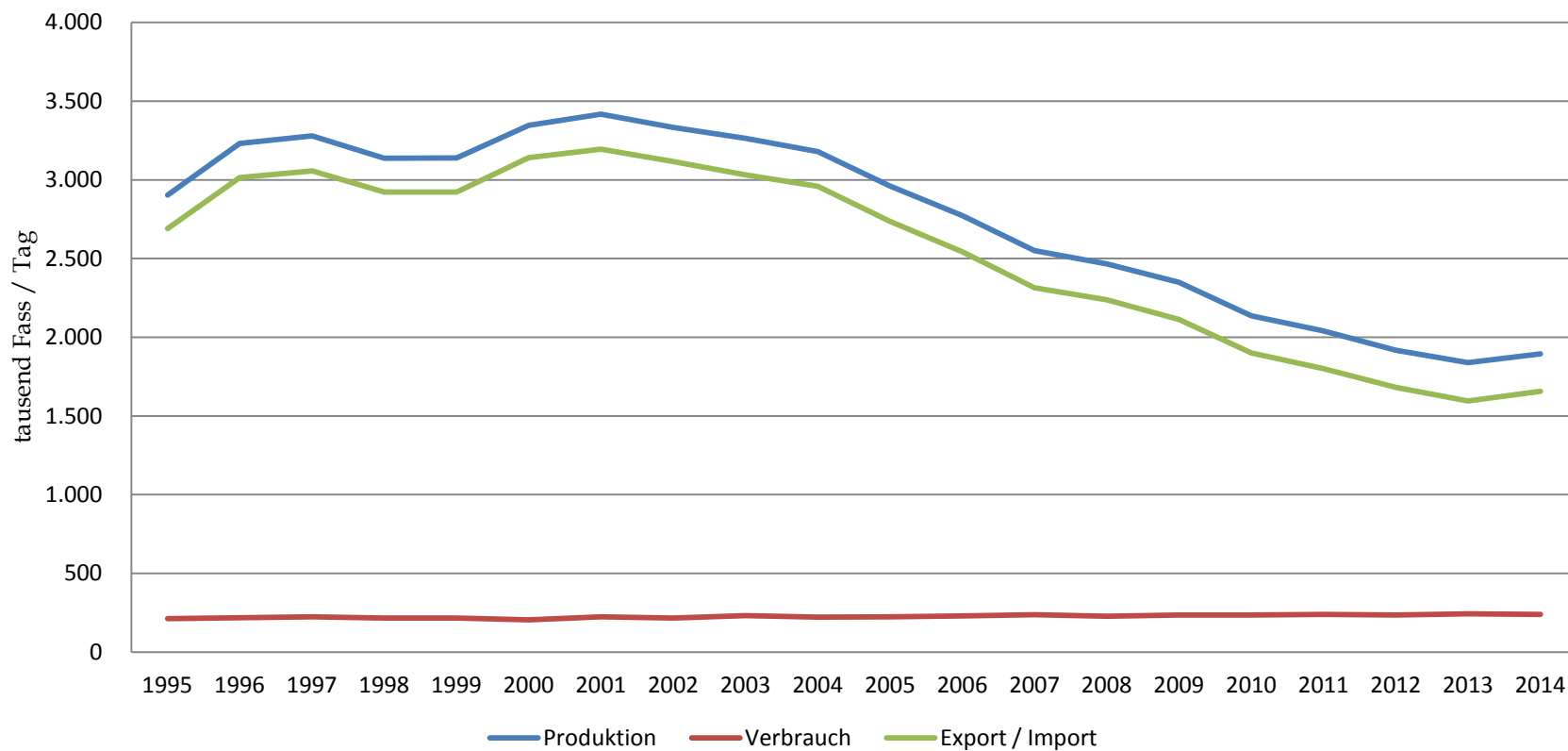
Grossbritannien	1995	1996	1997	1998	1999	2000	2001	2002	2003	2004	2005	2006	2007	2008	2009	2010	2011	2012	2013	2014
Produktion	2.749	2.735	2.702	2.807	2.909	2.667	2.476	2.495	2.296	2.064	1.843	1.666	1.659	1.555	1.477	1.361	1.116	949	867	850
Verbrauch	1.757	1.798	1.752	1.741	1.721	1.704	1.704	1.700	1.723	1.766	1.806	1.788	1.716	1.683	1.610	1.588	1.532	1.520	1.494	1.501
Export / Import	992	937	950	1.066	1.188	963	772	795	573	298	37	-122	-57	-128	-133	-227	-416	-571	-627	-651

## Grossbritannien Ölprod., -verbrauch und Export/ Import



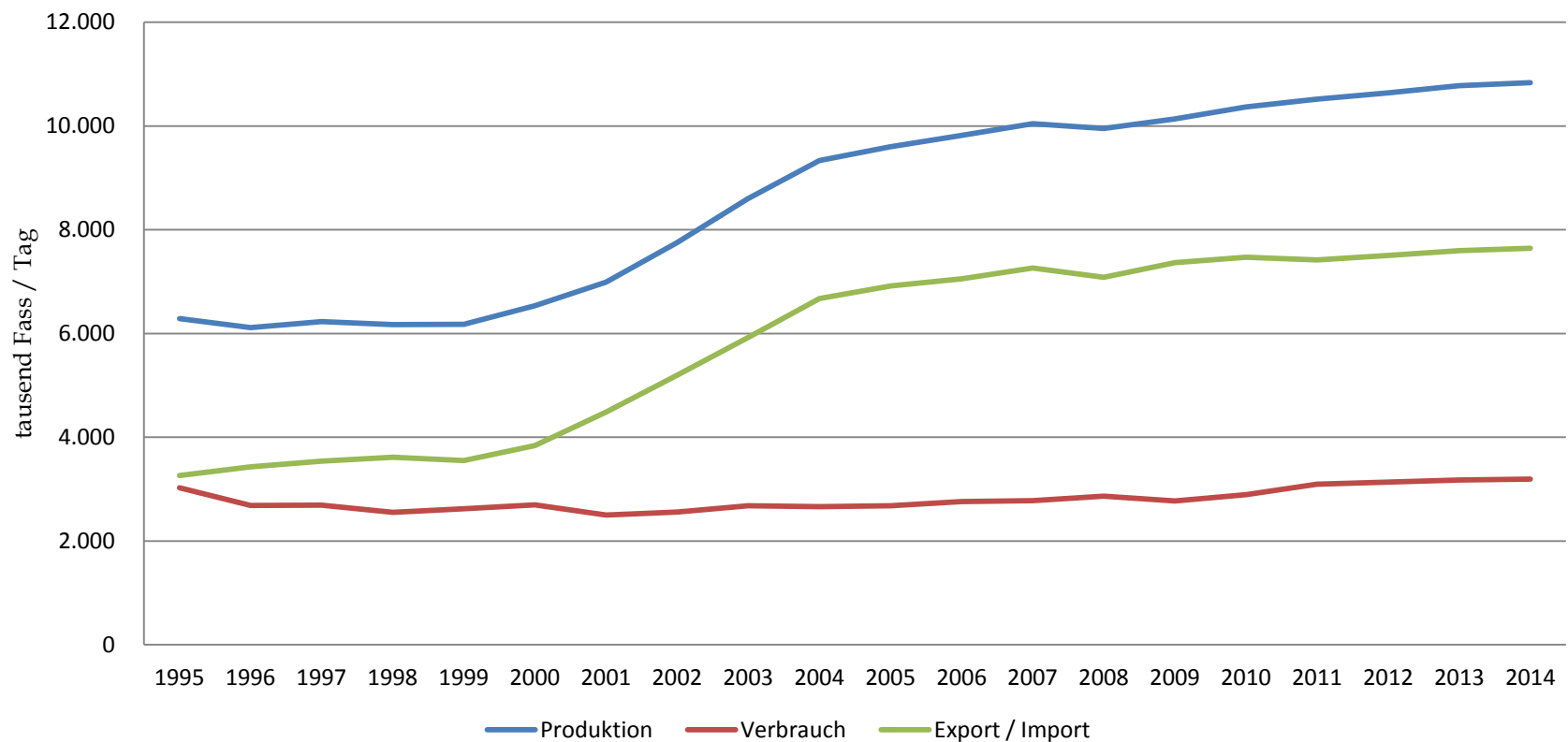
Norwegen	1995	1996	1997	1998	1999	2000	2001	2002	2003	2004	2005	2006	2007	2008	2009	2010	2011	2012	2013	2014
Produktion	2.903	3.232	3.280	3.138	3.139	3.346	3.418	3.333	3.264	3.180	2.961	2.772	2.551	2.466	2.349	2.136	2.040	1.917	1.838	1.895
Verbrauch	212	218	223	215	216	204	223	216	232	221	224	229	237	228	236	235	239	235	243	238
Export / Import	2.691	3.014	3.057	2.923	2.923	3.142	3.195	3.117	3.032	2.959	2.737	2.543	2.314	2.238	2.113	1.901	1.801	1.682	1.595	1.657

## Norwegen Ölprod., -verbrauch und Export/ Import



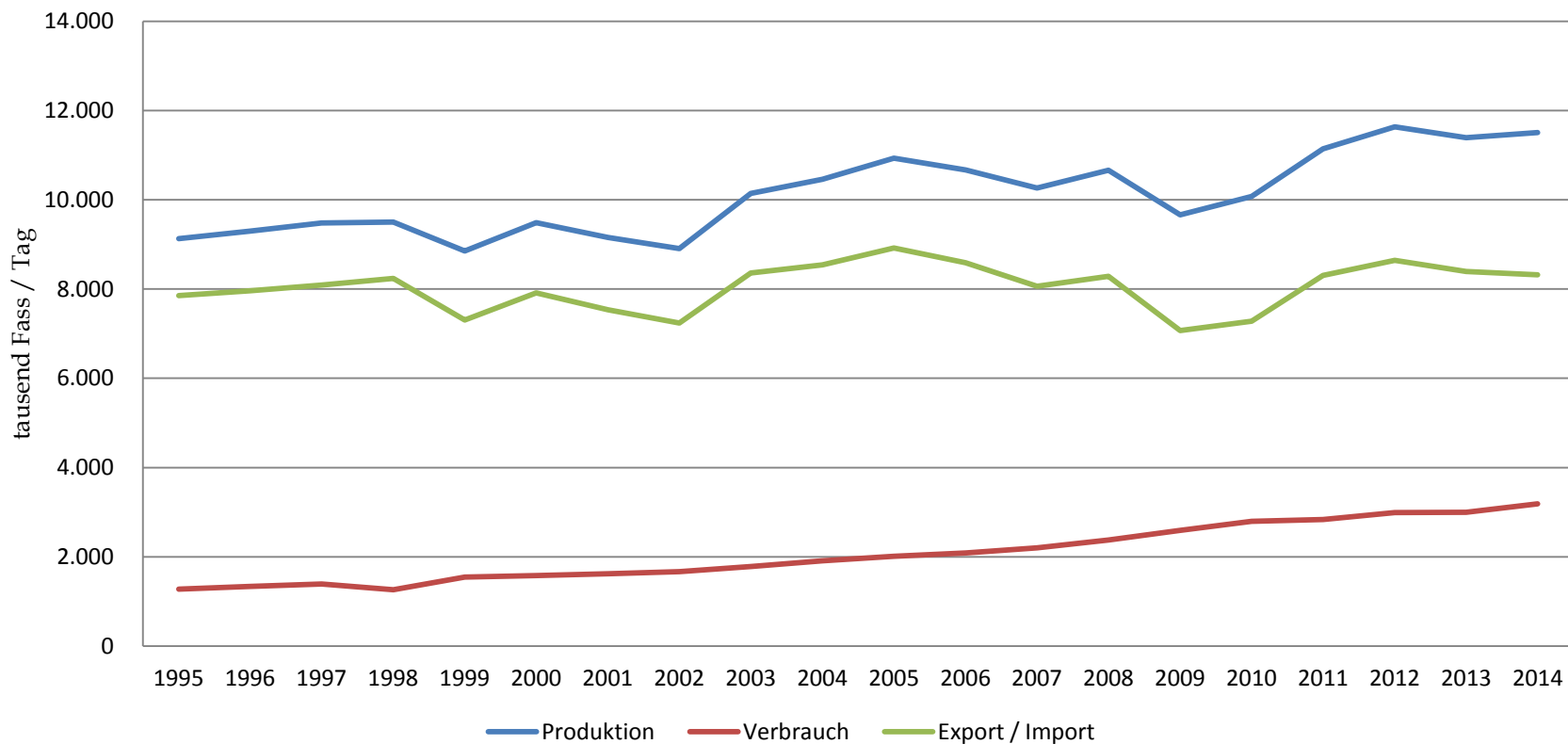
Russland	1995	1996	1997	1998	1999	2000	2001	2002	2003	2004	2005	2006	2007	2008	2009	2010	2011	2012	2013	2014
Produktion	6.288	6.114	6.227	6.169	6.178	6.536	6.989	7.755	8.602	9.335	9.598	9.818	10.044	9.950	10.139	10.366	10.516	10.640	10.777	10.838
Verbrauch	3.025	2.686	2.689	2.554	2.625	2.698	2.503	2.559	2.679	2.660	2.679	2.761	2.780	2.866	2.774	2.895	3.096	3.137	3.179	3.196
Export / Import	3.263	3.428	3.538	3.615	3.553	3.838	4.486	5.196	5.923	6.675	6.919	7.057	7.264	7.084	7.365	7.471	7.420	7.503	7.598	7.642

## Russland Ölprod., -verbrauch und Export/ Import



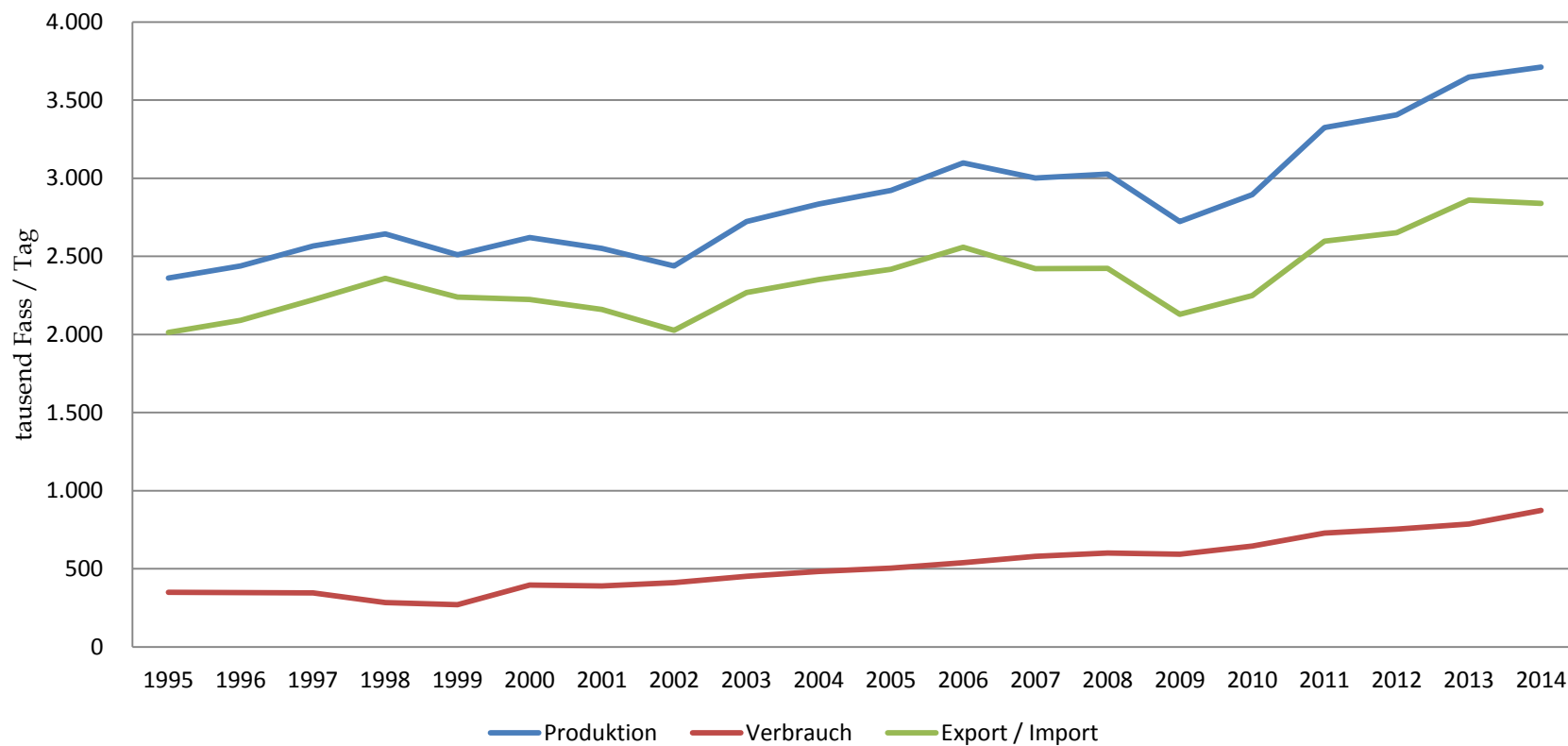
Saudi Arabien	1995	1996	1997	1998	1999	2000	2001	2002	2003	2004	2005	2006	2007	2008	2009	2010	2011	2012	2013	2014
Produktion	9.127	9.299	9.482	9.502	8.853	9.491	9.158	8.907	10.141	10.458	10.931	10.671	10.268	10.663	9.663	10.075	11.144	11.635	11.393	11.505
Verbrauch	1.272	1.336	1.391	1.262	1.543	1.578	1.622	1.668	1.780	1.913	2.013	2.084	2.203	2.378	2.593	2.793	2.838	2.991	3.000	3.185
Export / Import	7.855	7.963	8.091	8.240	7.310	7.913	7.536	7.239	8.361	8.545	8.918	8.587	8.065	8.285	7.070	7.282	8.306	8.644	8.393	8.320

## Saudi Arabien Ölprod., -verbrauch und Export/ Import



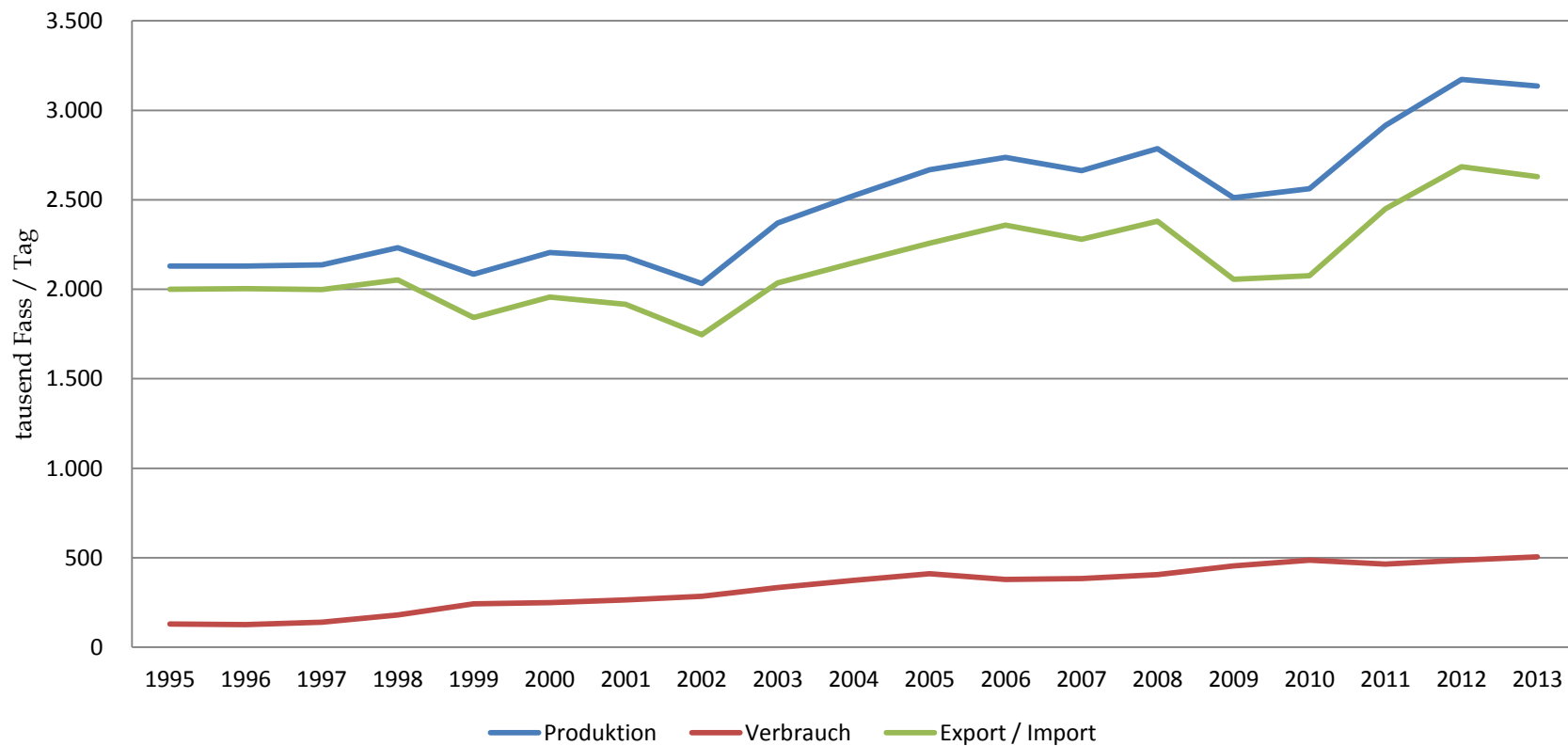
VAR	1995	1996	1997	1998	1999	2000	2001	2002	2003	2004	2005	2006	2007	2008	2009	2010	2011	2012	2013	2014
Produktion	2.362	2.438	2.567	2.643	2.511	2.620	2.551	2.439	2.722	2.836	2.922	3.099	3.001	3.026	2.723	2.895	3.325	3.406	3.648	3.712
Verbrauch	349	347	345	283	271	396	390	412	453	484	504	540	580	602	593	645	728	754	787	873
Export / Import	2.013	2.091	2.222	2.360	2.240	2.224	2.161	2.027	2.269	2.352	2.418	2.559	2.421	2.424	2.130	2.250	2.597	2.652	2.861	2.839

## VAR Ölprod., -verbrauch und Export/ Import



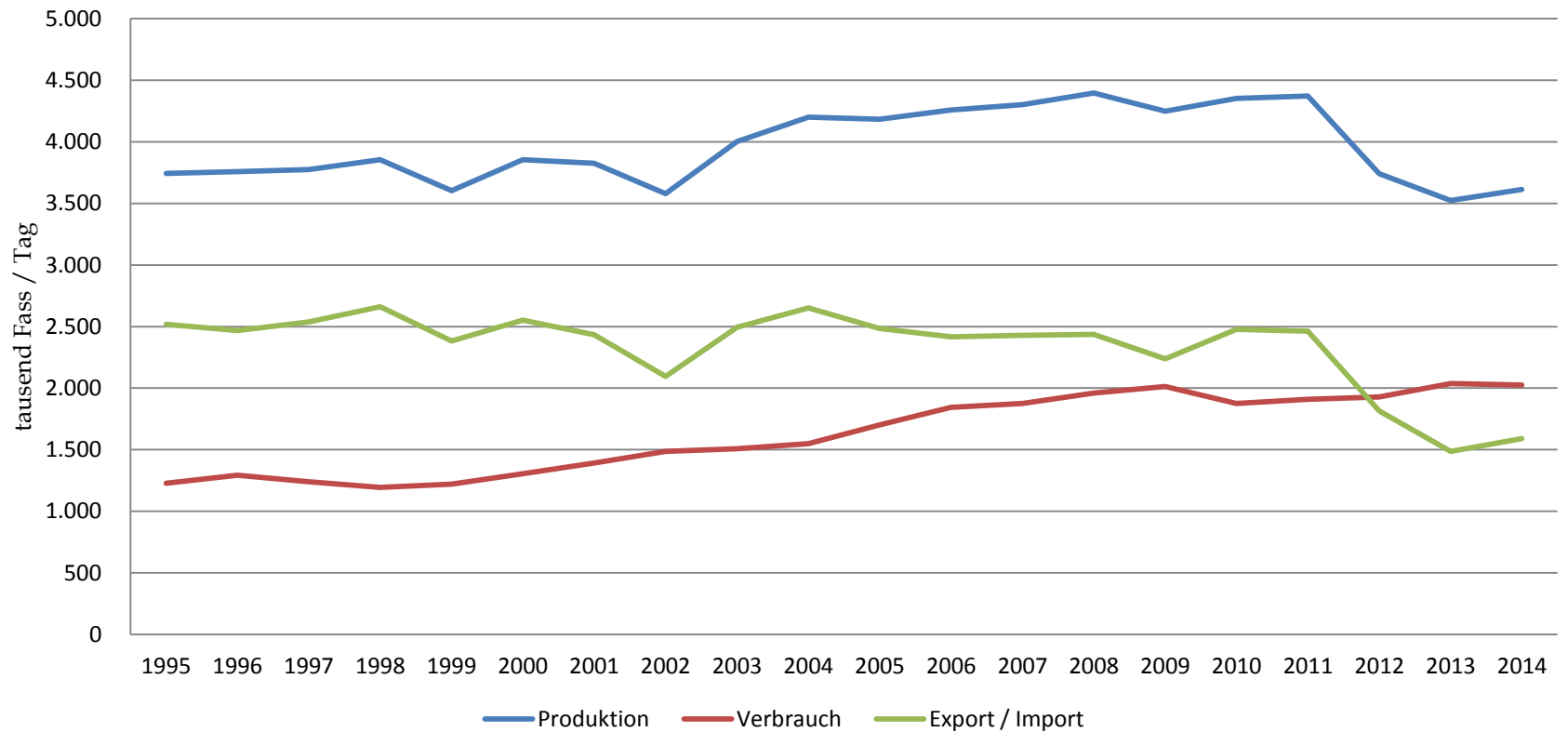
Kuwait	1995	1996	1997	1998	1999	2000	2001	2002	2003	2004	2005	2006	2007	2008	2009	2010	2011	2012	2013	2014
Produktion	2.130	2.129	2.137	2.232	2.085	2.206	2.181	2.032	2.370	2.523	2.668	2.737	2.663	2.786	2.511	2.562	2.915	3.172	3.135	3.123
Verbrauch	130	126	139	180	243	249	265	285	334	374	411	378	383	406	455	486	465	487	505	505
Export / Import	2.000	2.003	1.998	2.052	1.842	1.957	1.916	1.747	2.036	2.149	2.257	2.359	2.280	2.380	2.056	2.076	2.450	2.685	2.630	2.618

## Kuwait Ölprod., -verbrauch und Export/ Import



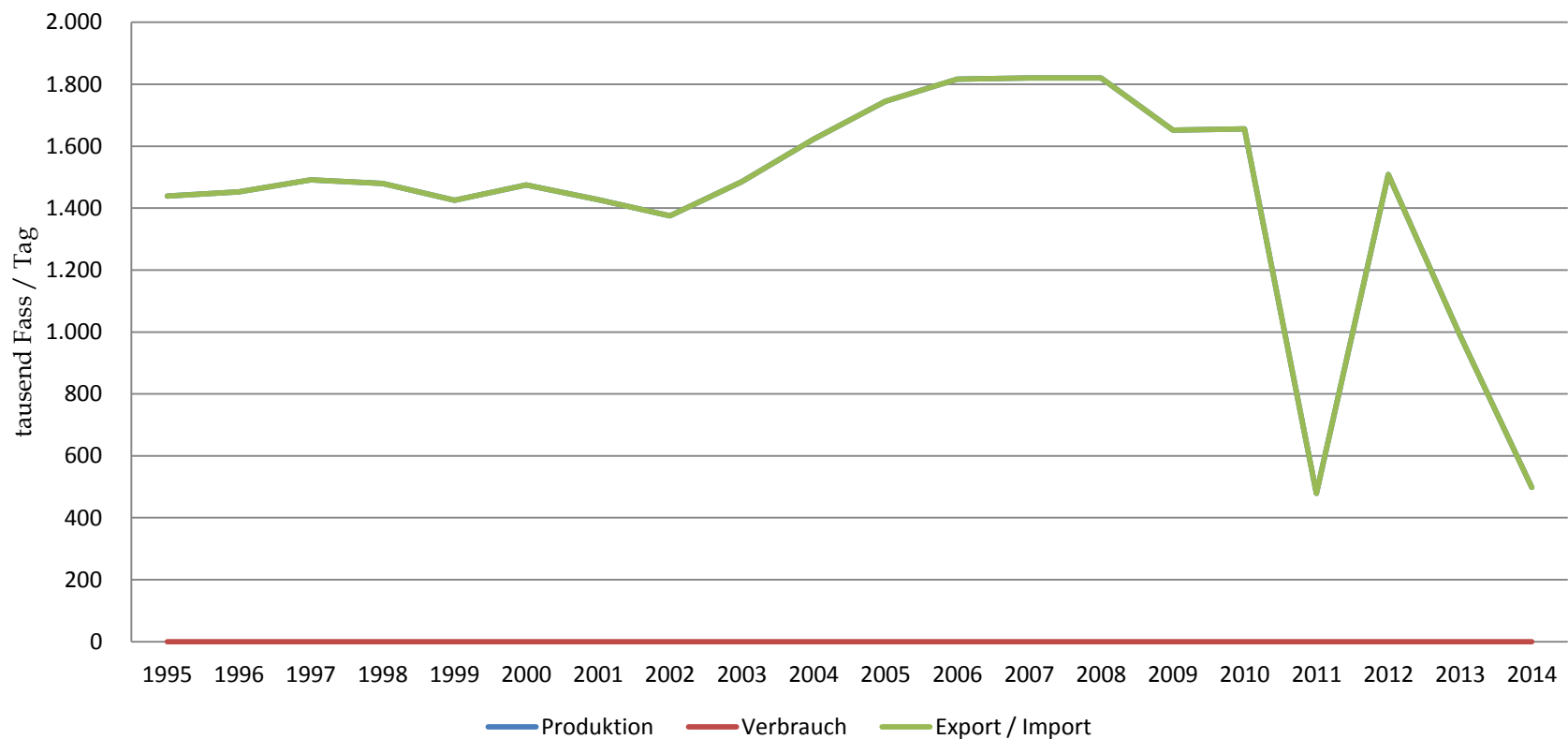
Iran	1995	1996	1997	1998	1999	2000	2001	2002	2003	2004	2005	2006	2007	2008	2009	2010	2011	2012	2013	2014
Produktion	3.744	3.759	3.776	3.855	3.603	3.855	3.825	3.580	4.002	4.201	4.184	4.260	4.303	4.396	4.249	4.352	4.373	3.742	3.525	3.614
Verbrauch	1.227	1.292	1.239	1.194	1.221	1.304	1.392	1.486	1.508	1.549	1.700	1.843	1.874	1.960	2.012	1.874	1.910	1.928	2.038	2.024
Export / Import	2.517	2.467	2.537	2.661	2.382	2.551	2.433	2.094	2.494	2.652	2.484	2.417	2.429	2.436	2.237	2.478	2.463	1.814	1.487	1.590

## Iran Ölprod., -verbrauch und Export/ Import



Lybien	1995	1996	1997	1998	1999	2000	2001	2002	2003	2004	2005	2006	2007	2008	2009	2010	2011	2012	2013	2014
Produktion	1.439	1.452	1.491	1.480	1.425	1.475	1.427	1.375	1.485	1.623	1.745	1.816	1.820	1.820	1.652	1.656	479	1.509	988	498
Verbrauch	0	0	0	0	0	0	0	0	0	0	0	0	0	0	0	0	0	0	0	0
Export / Import	1.439	1.452	1.491	1.480	1.425	1.475	1.427	1.375	1.485	1.623	1.745	1.816	1.820	1.820	1.652	1.656	479	1.509	988	498

## Lybien Ölprod., -verbrauch und Export/ Import





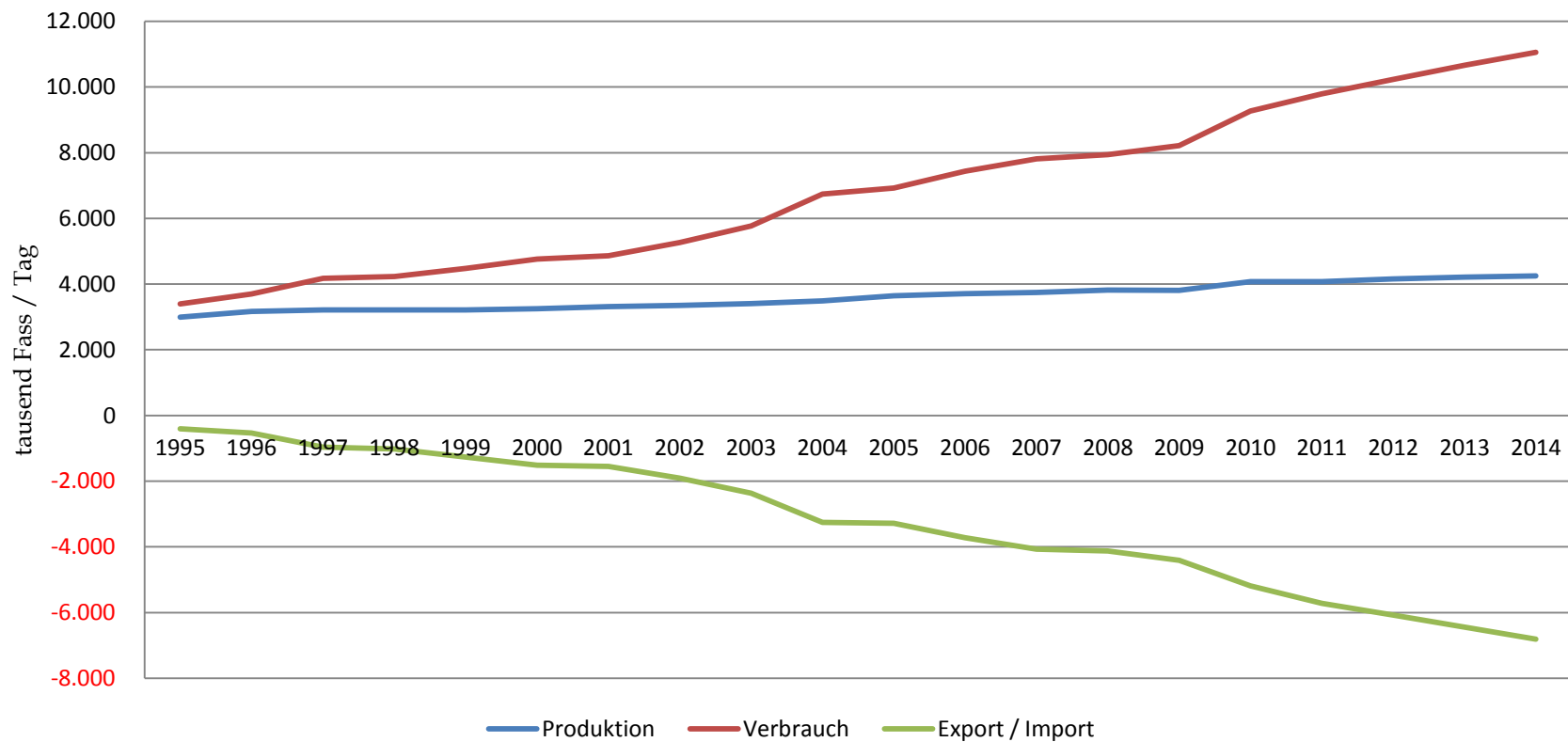
Nigeria	1995	1996	1997	1998	1999	2000	2001	2002	2003	2004	2005	2006	2007	2008	2009	2010	2011	2012	2013	2014
Produktion	1.998	2.145	2.316	2.167	2.066	2.155	2.274	2.087	2.233	2.430	2.502	2.392	2.265	2.113	2.211	2.509	2.450	2.395	2.302	2.361
Verbrauch	0	0	0	0	0	0	0	0	0	0	0	0	0	0	0	0	0	0	0	0
Export / Import	1.998	2.145	2.316	2.167	2.066	2.155	2.274	2.087	2.233	2.430	2.502	2.392	2.265	2.113	2.211	2.509	2.450	2.395	2.302	2.361

## Nigeria Ölprod., -verbrauch und Export/ Import



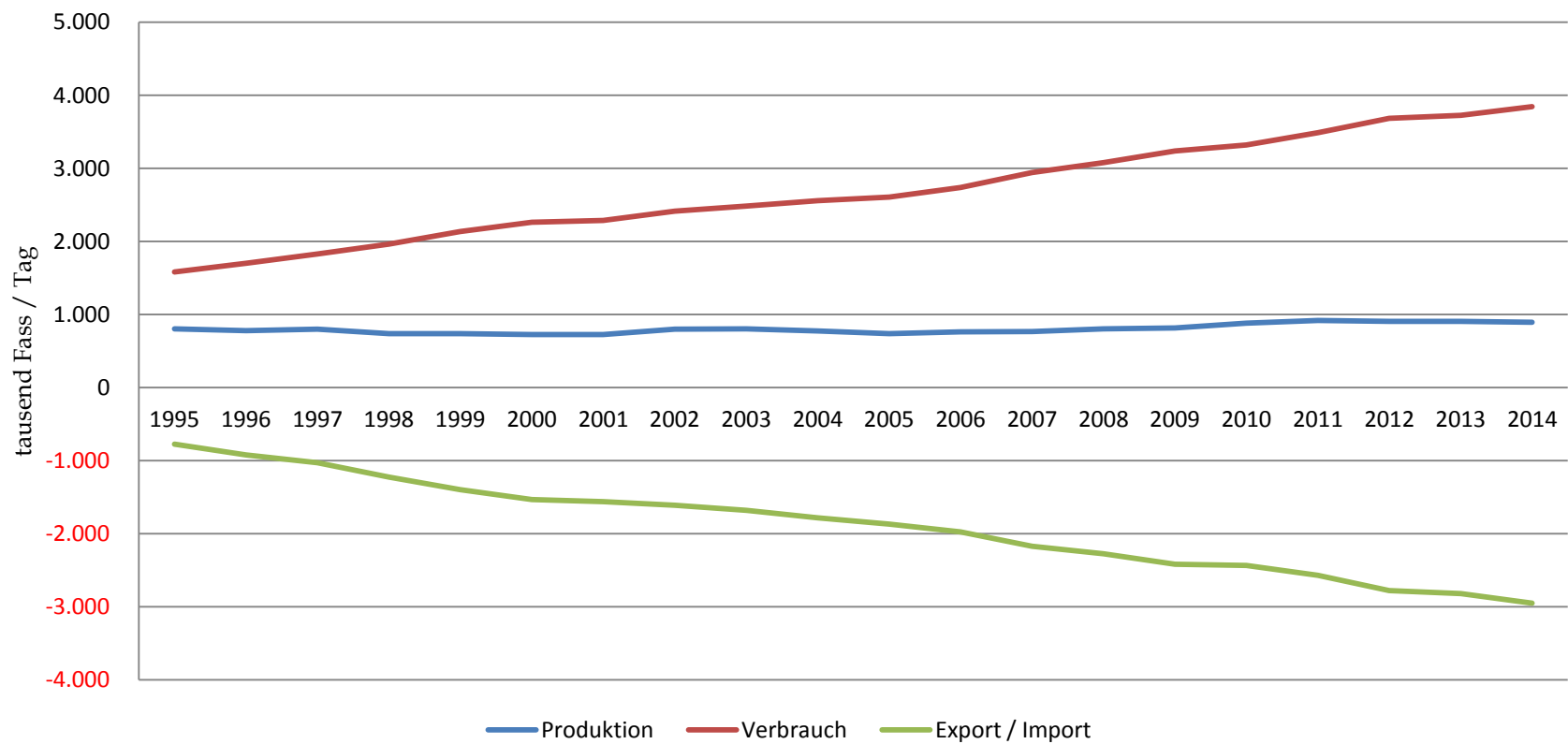
China	1995	1996	1997	1998	1999	2000	2001	2002	2003	2004	2005	2006	2007	2008	2009	2010	2011	2012	2013	2014
Produktion	2.989	3.170	3.211	3.212	3.213	3.252	3.310	3.351	3.406	3.486	3.642	3.711	3.742	3.814	3.805	4.077	4.074	4.155	4.216	4.246
Verbrauch	3.395	3.702	4.179	4.228	4.477	4.766	4.859	5.262	5.771	6.740	6.923	7.437	7.817	7.937	8.212	9.266	9.791	10.231	10.664	11.056
Export / Import	-406	-532	-968	-1.016	-1.264	-1.514	-1.549	-1.911	-2.365	-3.254	-3.281	-3.726	-4.075	-4.123	-4.407	-5.189	-5.717	-6.076	-6.448	-6.810

## China Ölprod., -verbrauch und Export/ Import



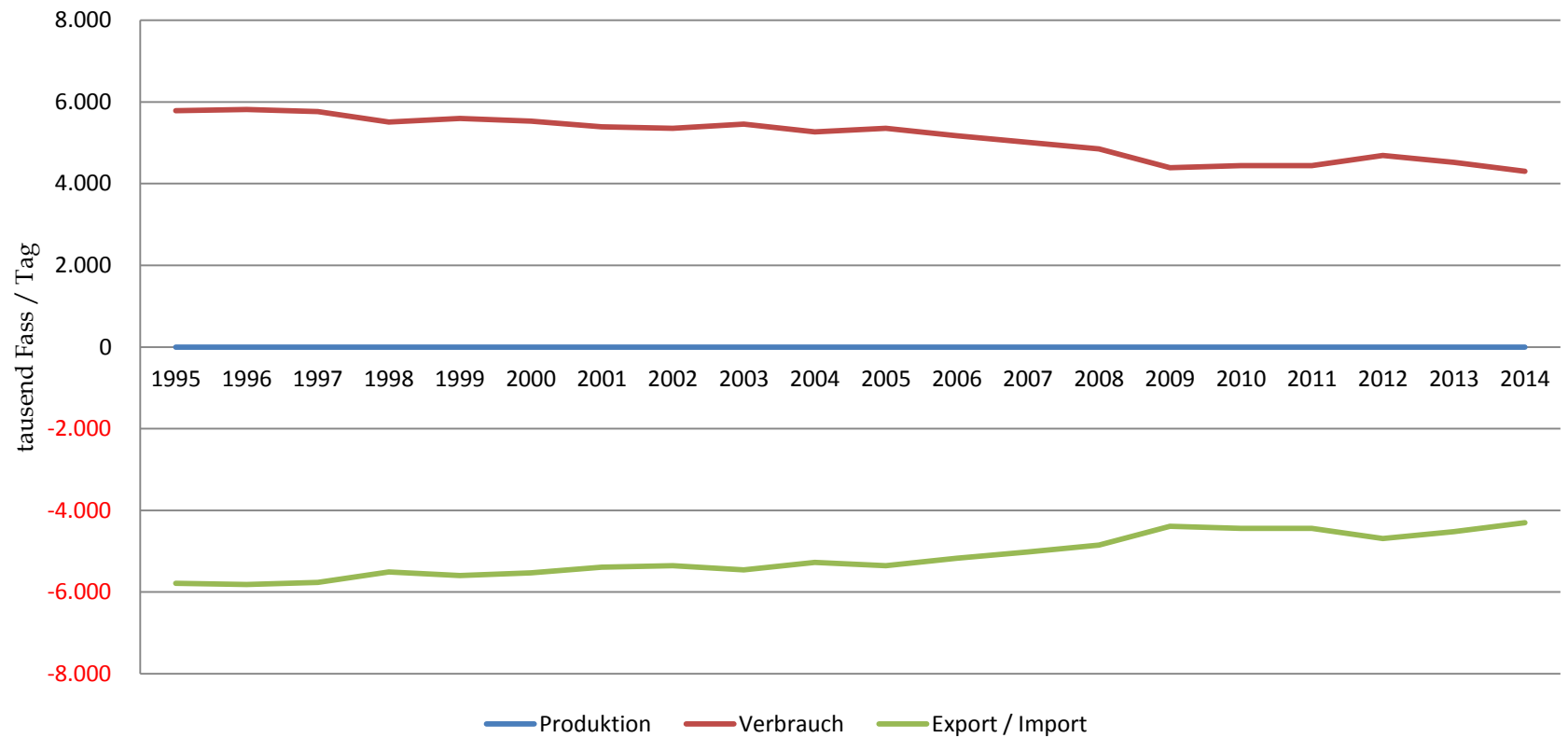
Indien	1995	1996	1997	1998	1999	2000	2001	2002	2003	2004	2005	2006	2007	2008	2009	2010	2011	2012	2013	2014
Produktion	804	778	800	737	736	726	727	800	802	773	737	760	768	803	816	882	916	906	906	895
Verbrauch	1.580	1.700	1.828	1.963	2.134	2.261	2.288	2.413	2.485	2.556	2.606	2.737	2.941	3.077	3.237	3.319	3.488	3.685	3.727	3.846
Export / Import	-776	-922	-1.028	-1.226	-1.398	-1.535	-1.561	-1.613	-1.683	-1.783	-1.869	-1.977	-2.173	-2.274	-2.421	-2.437	-2.572	-2.779	-2.821	-2.951

## Indien Ölprod., -verbrauch und Export/ Import



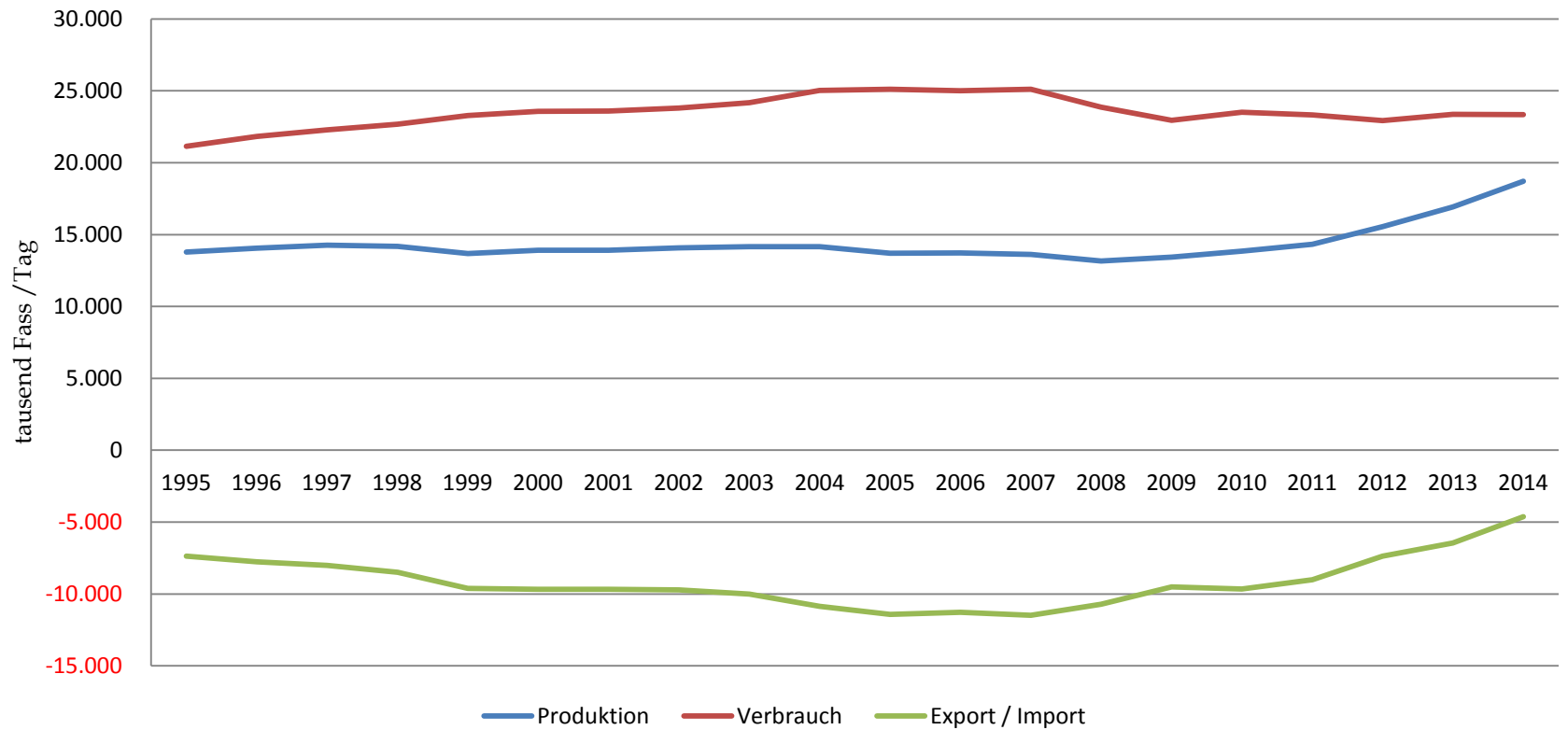
Japan	1995	1996	1997	1998	1999	2000	2001	2002	2003	2004	2005	2006	2007	2008	2009	2010	2011	2012	2013	2014
Produktion	0	0	0	0	0	0	0	0	0	0	0	0	0	0	0	0	0	0	0	0
Verbrauch	5.784	5.813	5.762	5.504	5.598	5.530	5.392	5.357	5.456	5.270	5.354	5.174	5.014	4.848	4.389	4.442	4.439	4.688	4.521	4.298
Export / Import	-5.784	-5.813	-5.762	-5.504	-5.598	-5.530	-5.392	-5.357	-5.456	-5.270	-5.354	-5.174	-5.014	-4.848	-4.389	-4.442	-4.439	-4.688	-4.521	-4.298

## Japan Ölprod., -verbrauch und Export/ Import



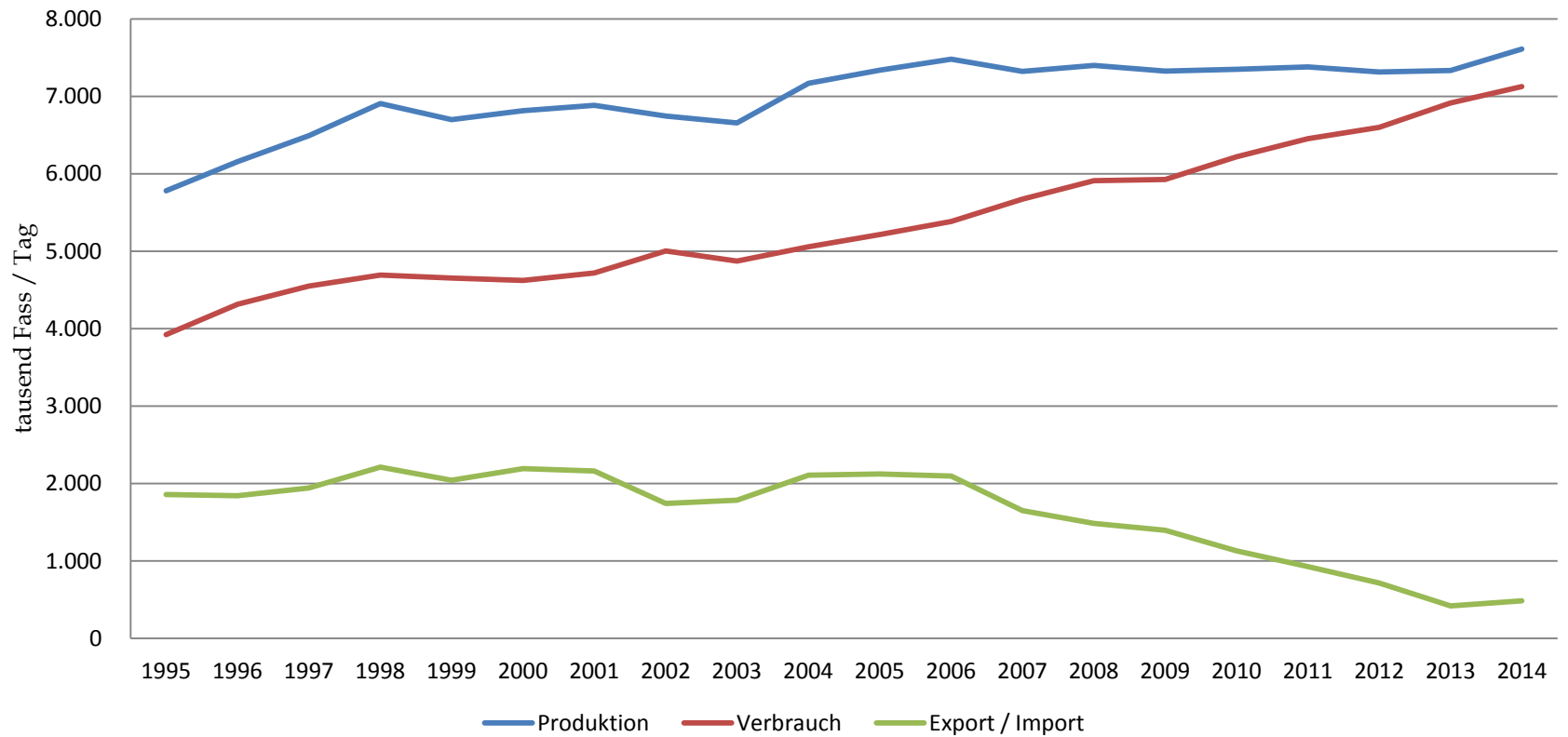
Region	1995	1996	1997	1998	1999	2000	2001	2002	2003	2004	2005	2006	2007	2008	2009	2010	2011	2012	2013	2014	
Nordamerika																					
Produktion	13.789	14.052	14.267	14.182	13.678	13.904	13.914	14.077	14.160	14.160	13.704	13.724	13.629	13.156	13.440	13.847	14.316	15.555	16.921	18.720	
Verbrauch	21.151	21.823	22.276	22.674	23.287	23.573	23.596	23.797	24.170	25.024	25.120	25.001	25.108	23.859	22.957	23.510	23.329	22.925	23.364	23.347	
Export / Import	-7.362	-7.771	-8.009	-8.492	-9.609	-9.669	-9.682	-9.720	-10.010	-10.864	-11.416	-11.277	-11.479	-10.703	-9.517	-9.663	-9.013	-7.370	-6.443	-4.627	

## Region Nordamerika Ölprod., -verbrauch und Export/ Import



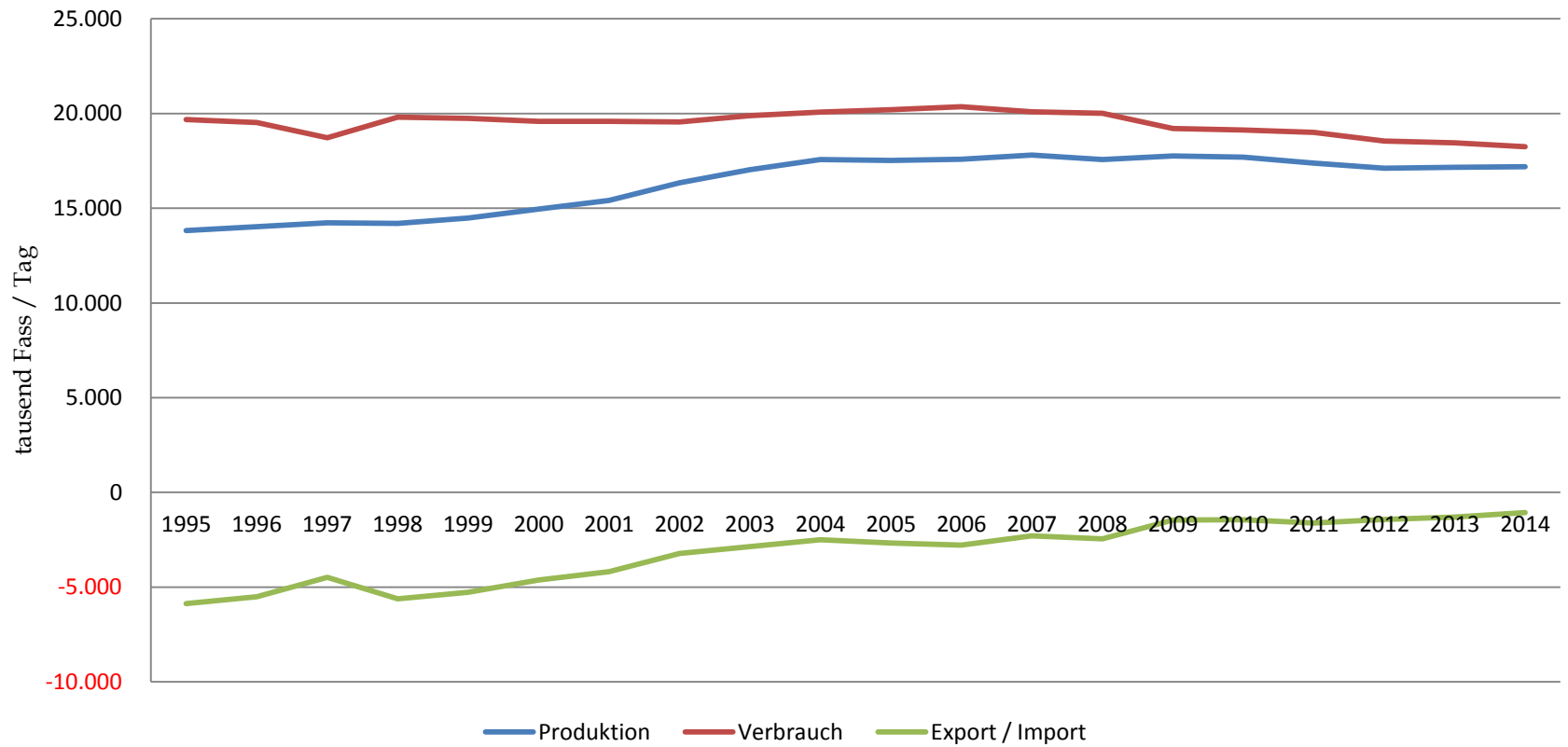
Region	1995	1996	1997	1998	1999	2000	2001	2002	2003	2004	2005	2006	2007	2008	2009	2010	2011	2012	2013	2014	
Südamerika																					
Produktion	5.782	6.159	6.491	6.908	6.699	6.814	6.882	6.747	6.658	7.167	7.338	7.480	7.321	7.399	7.326	7.349	7.380	7.316	7.335	7.611	
Verbrauch	3.923	4.315	4.549	4.694	4.655	4.623	4.719	5.004	4.872	5.059	5.215	5.383	5.672	5.912	5.928	6.219	6.454	6.598	6.913	7.125	
Export / Import	1.859	1.844	1.942	2.214	2.044	2.191	2.163	1.743	1.786	2.108	2.123	2.097	1.649	1.487	1.398	1.130	926	718	422	486	

## Region Südamerika Ölprod., -verbrauch und Export/ Import



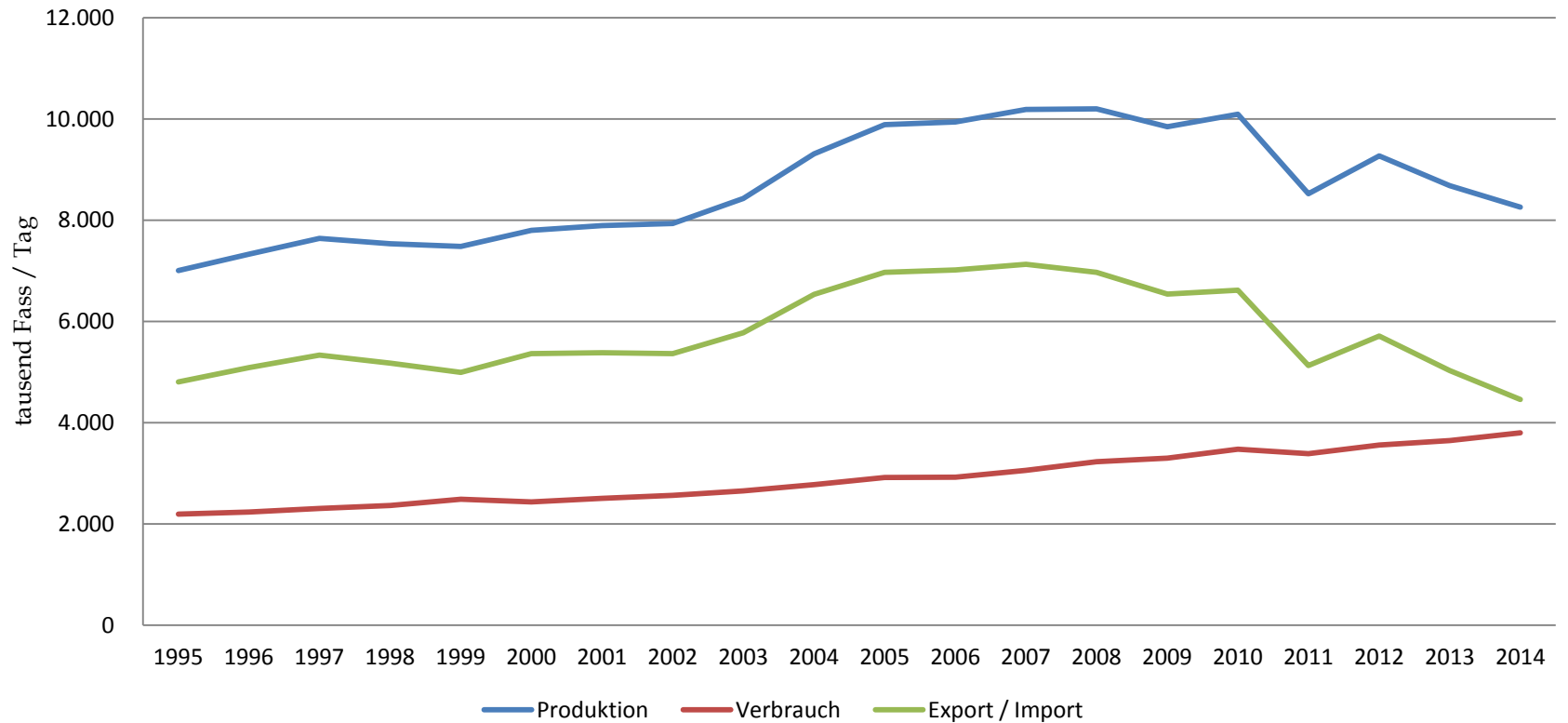
Region Eurasien	1995	1996	1997	1998	1999	2000	2001	2002	2003	2004	2005	2006	2007	2008	2009	2010	2011	2012	2013	2014
Produktion	13.822	14.020	14.236	14.200	14.480	14.950	15.412	16.348	17.038	17.573	17.524	17.587	17.801	17.575	17.757	17.692	17.387	17.119	17.156	17.198
Verbrauch	19.689	19.522	18.716	19.816	19.743	19.581	19.592	19.564	19.892	20.075	20.201	20.362	20.095	20.018	19.213	19.126	19.007	18.551	18.448	18.254
Export / Import	-5.867	-5.502	-4.480	-5.616	-5.263	-4.631	-4.180	-3.216	-2.854	-2.502	-2.677	-2.775	-2.294	-2.443	-1.456	-1.434	-1.620	-1.432	-1.292	-1.056

## Region Eurasien Ölprod., -verbrauch und Export/ Import



Region Afrika	1995	1996	1997	1998	1999	2000	2001	2002	2003	2004	2005	2006	2007	2008	2009	2010	2011	2012	2013	2014
Produktion	7.007	7.331	7.645	7.540	7.487	7.803	7.897	7.935	8.432	9.314	9.892	9.945	10.193	10.203	9.848	10.096	8.524	9.275	8.684	8.263
Verbrauch	2.198	2.239	2.308	2.364	2.490	2.438	2.510	2.567	2.655	2.778	2.920	2.923	3.062	3.230	3.302	3.479	3.391	3.562	3.650	3.800
Export / Import	4.809	5.092	5.337	5.176	4.997	5.365	5.387	5.368	5.777	6.536	6.972	7.022	7.131	6.973	6.546	6.617	5.133	5.713	5.034	4.463

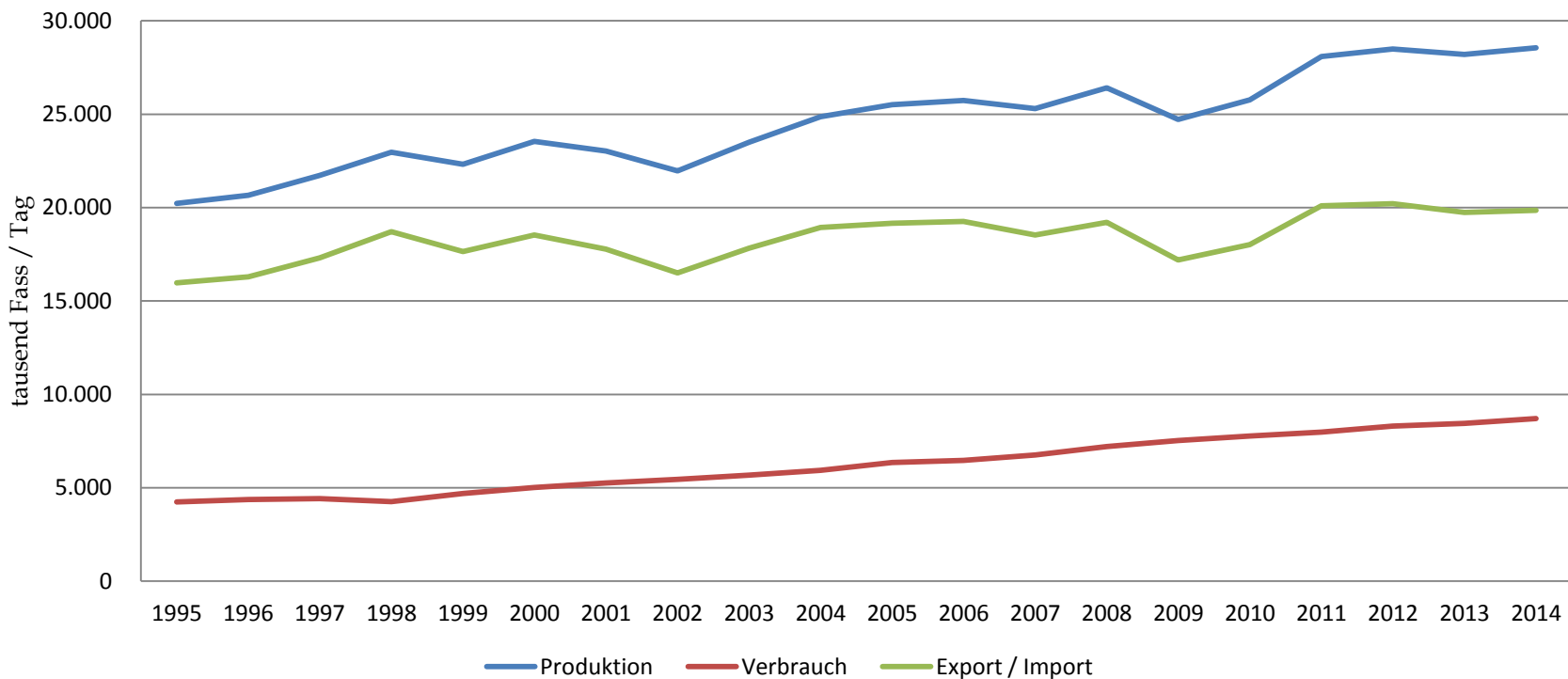
## Region Afrika Ölprod., -verbrauch und Export/ Import





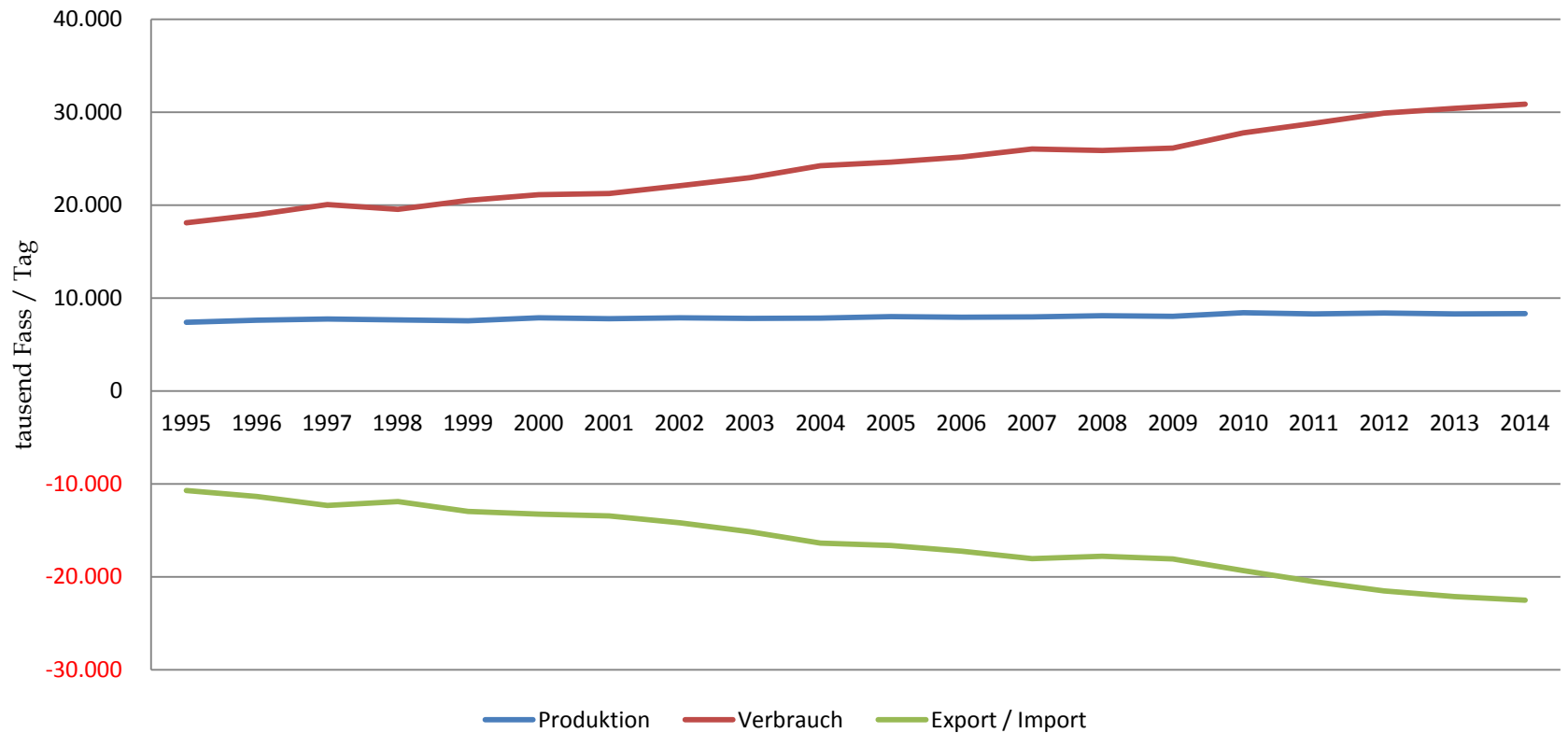
Region	1995	1996	1997	1998	1999	2000	2001	2002	2003	2004	2005	2006	2007	2008	2009	2010	2011	2012	2013	2014	
Mittlerer Osten																					
Produktion	20.221	20.663	21.731	22.964	22.328	23.548	23.035	21.959	23.501	24.872	25.518	25.735	25.306	26.418	24.727	25.777	28.088	28.499	28.198	28.555	
Verbrauch	4.241	4.371	4.424	4.257	4.687	5.021	5.259	5.452	5.670	5.941	6.347	6.467	6.764	7.213	7.529	7.765	7.986	8.296	8.450	8.705	
Export / Import	15.980	16.292	17.307	18.707	17.641	18.527	17.776	16.507	17.831	18.931	19.171	19.268	18.542	19.205	17.198	18.012	20.102	20.203	19.748	19.850	

## Region Mittlerer Osten Ölprod., -verbrauch und Export/ Import



Region Asien	1995	1996	1997	1998	1999	2000	2001	2002	2003	2004	2005	2006	2007	2008	2009	2010	2011	2012	2013	2014
Produktion	7.376	7.614	7.737	7.641	7.555	7.875	7.785	7.883	7.819	7.855	7.988	7.948	7.971	8.097	8.048	8.427	8.287	8.382	8.286	8.323
Verbrauch	18.083	18.961	20.064	19.558	20.519	21.133	21.243	22.087	22.962	24.228	24.615	25.184	26.035	25.887	26.139	27.766	28.810	29.912	30.414	30.855
Export / Import	-10.707	-11.347	-12.327	-11.917	-12.964	-13.258	-13.458	-14.204	-15.143	-16.373	-16.627	-17.236	-18.064	-17.790	-18.091	-19.339	-20.523	-21.530	-22.128	-22.532

## Region Asien Ölprod., -verbrauch und Export/Import

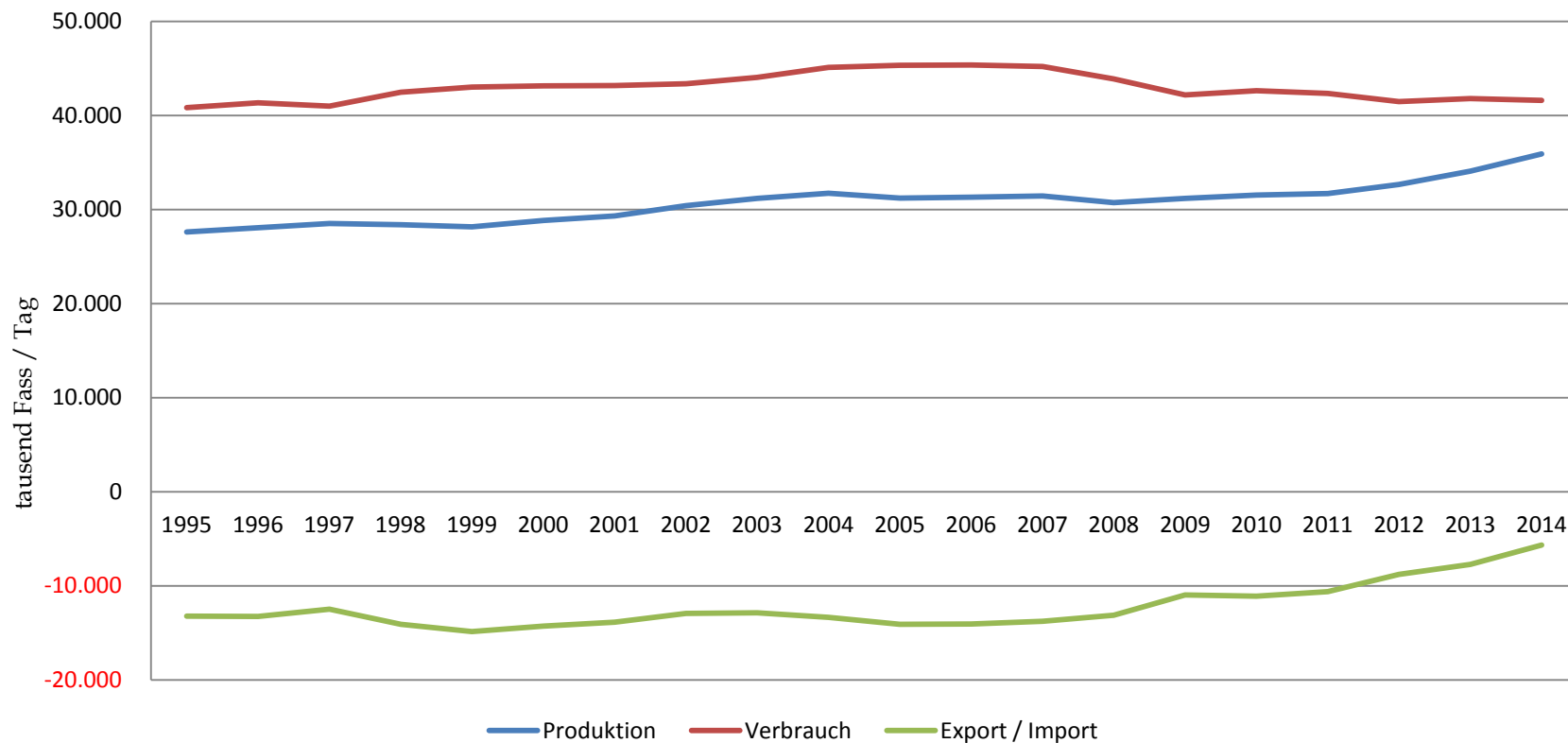


Block 1: Regionen

Nordam. &  
Eurasien

	1995	1996	1997	1998	1999	2000	2001	2002	2003	2004	2005	2006	2007	2008	2009	2010	2011	2012	2013	2014
Produktion	27.611	28.072	28.503	28.382	28.158	28.854	29.326	30.425	31.198	31.733	31.228	31.311	31.430	30.731	31.197	31.539	31.703	32.674	34.077	35.918
Verbrauch	40.840	41.345	40.992	42.490	43.030	43.154	43.188	43.361	44.062	45.099	45.321	45.363	45.203	43.877	42.170	42.636	42.336	41.476	41.812	41.601
Export / Import	-13.229	-13.273	-12.489	-14.108	-14.872	-14.300	-13.862	-12.936	-12.864	-13.366	-14.093	-14.052	-13.773	-13.146	-10.973	-11.097	-10.633	-8.802	-7.735	-5.683

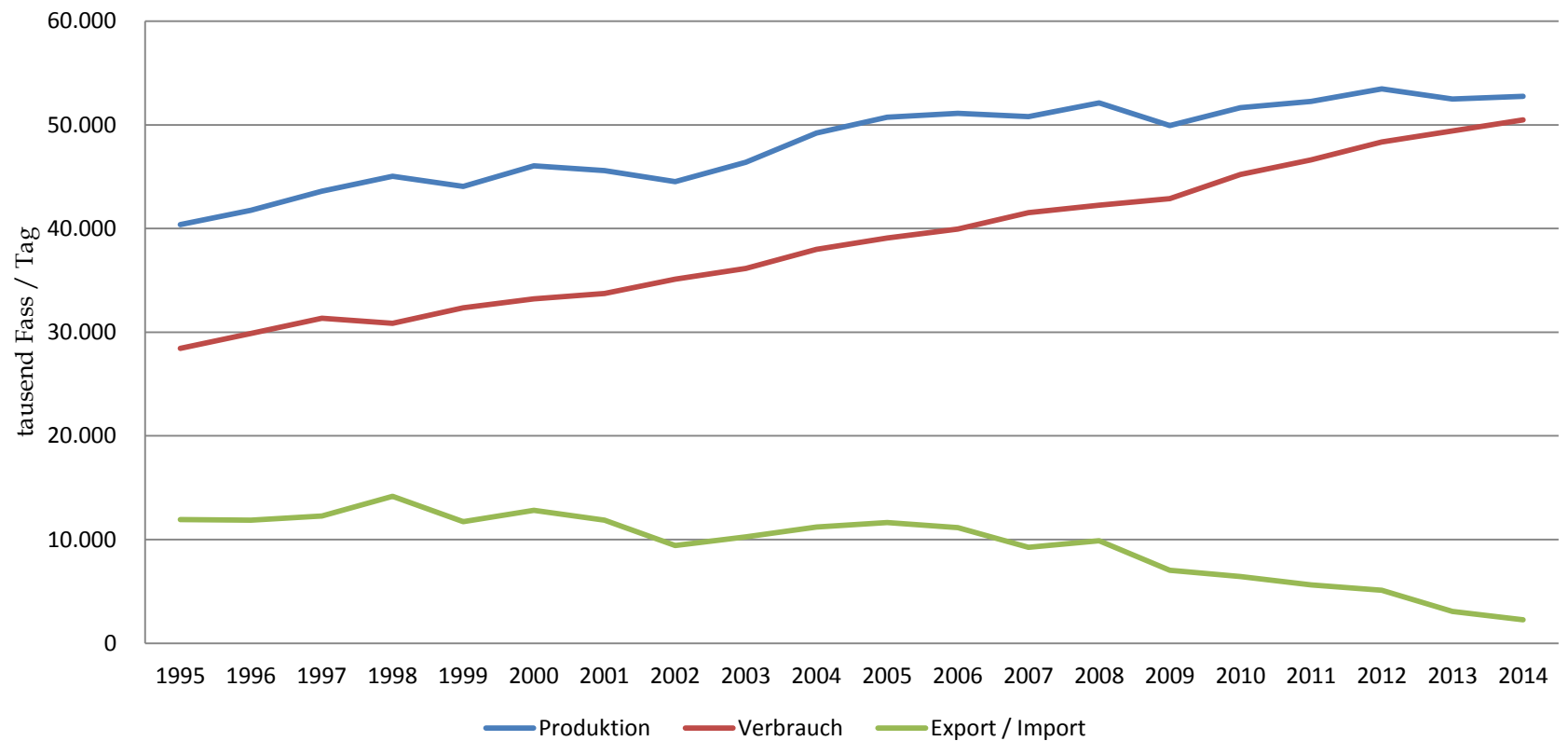
### Block 1: Regionen Nordamerika & Eurasien Ölprod., -verbrauch und Export/ Import



Block 2: Regionen  
Südamerika, Afrika, Mittl. Osten, Asien

	1995	1996	1997	1998	1999	2000	2001	2002	2003	2004	2005	2006	2007	2008	2009	2010	2011	2012	2013	2014
Produktion	40.386	41.767	43.604	45.053	44.069	46.040	45.599	44.524	46.410	49.208	50.736	51.108	50.791	52.117	49.949	51.649	52.279	53.472	52.503	52.752
Verbrauch	28.445	29.886	31.345	30.873	32.351	33.215	33.731	35.110	36.159	38.006	39.097	39.957	41.533	42.242	42.898	45.229	46.641	48.368	49.427	50.485
Export / Import	11.941	11.881	12.259	14.180	11.718	12.825	11.868	9.414	10.251	11.202	11.639	11.151	9.258	9.875	7.051	6.420	5.638	5.104	3.076	2.267

## Block 2: Regionen Südamerika, Afrika, Mittl. Osten und Asien Ölprod., -verbrauch und Export/ Import



Welt	1995	1996	1997	1998	1999	2000	2001	2002	2003	2004	2005	2006	2007	2008	2009	2010	2011	2012	2013	2014
Produktion	67.997	69.839	72.107	73.435	72.227	74.894	74.925	74.949	77.608	80.941	81.964	82.419	82.221	82.848	81.146	83.188	83.982	86.146	86.580	88.670
Verbrauch	69.285	71.231	72.337	73.363	75.381	76.369	76.919	78.471	80.221	83.105	84.418	85.320	86.736	86.119	85.068	87.865	88.977	89.844	91.239	92.086
Biotreibstoff	-1.288	-1.392	-230	72	-3.154	-1.475	-1.994	-3.522	-2.613	-2.164	-2.454	-2.901	-4.515	-3.271	-3.922	-4.677	-4.995	-3.698	-4.659	-3.416

## Welt Ölprod., -verbrauch und Biotreibstoff

